C190-E206G

SHIMADZU
Excellence in Science

High Performance Liquid Chromatography Columns

Shim-pack HPLC Column Guidebook

CoreFocus

Shimadzu Liquid Chromatographs

Nexera X3 model

Nexera X3 is Shimadzu's new flagship UHPLC model. Nexera X3 excels in high throughput environments requiring fast separations. The system easily handles small ID UHPLC columns with sub-2 micron particles for high efficiency chromatography. Five minute run times are the norm.

Utilizing Analytical Intelligence (AI) technologies, and featuring the most advanced performance features available, the Nexera X3 will transform your workflows for maximum reliability, uptime, and efficiency.

Nexera XS model

Nexera XS excels at fast separations, easily handling small ID UHPLC columns with sub-2 micron particles or the popular SPP phases for high efficiency and lower back pressure. A common XS configuration may have a 4-channel solvent selection valve on each pump providing versatility for method development. Five to ten minute run times are the norm.

Nexera XR model

Nexera XR is perfect for fast separations using the popular SPP column phases for high efficiency and lower back pressure. This system offers a rugged and forgiving UHPLC workflow. Five to ten minute separations are the norm.

Common Features:

- Automated support functions utilizing digital technology, such as M2M, IoT, and Artificial Intelligence (AI), that enable higher productivity and maximum reliability.
- Allows a system to monitor and diagnose itself, handle any issues during data acquisition without user input, and automatically behave as if it were operated by an expert.
- Supports the acquisition of high quality, reproducible data regardless of an operator's skill level for both routine and demanding applications.

ANALYTICAL INTELLIGENCE

Liquid Chromatograph Mass Spectrometer

LCMS-2050

LCMS-2050

The LCMS-2050 provides both high speed and high sensitivity analysis even in a small design. We have achieved the utmost in both miniaturization and high performance with Shimadzu's technology cultivated over many years of MS development. A single platform, a single solution for LC detection, the LCMS-2050 has the power to deliver better results with incredible simplicity and unparalleled robustness. It may be small but the design and capability of the new single quadrupole LC/MS will change the productivity of any analytical laboratory.

3-10 µm > 3-4.6 mm i.d. 2.7-5 µm 3-4.6 mm i.d.	1.9-3 µm 2.1-3 mm i.d. 2.7 µm 2.1-3 mm i.d.	< 2 µm 2.1 mm i.d. < 2 µm 2.1 mm i.d.
Nexera XS Ultra High Performance Liquid Chromatograph	Nexera X3 Ultra High Performance Liquid Chromatograph It is compatible with a wide range of analysis conditions from conventional HPLC analysis to ultra-high separation analysis.	
Nexera XR Ultra High Performance Liquid Chromatograph	This UHPLC-like model is the new standard for the Shimadzu LC series.	Fully porous particles (FPP)
Nexera lite High Performance Liquid Chromatograph	A conventional HPLC model	Superficially porous particles (SPP)

Table of Contents

Column Selection Guide

Page

Column Selection Guide 05

HPLC/UHPLC Columns

Shim-pack Scepter Series 12
Shim-pack Scepter Claris Series 16
Shim-pack NovaCore C18-HB 24
Shim-pack Velox Series 26
Shim-pack G Series 30
Shim-pack Arata Series 63
Shim-pack XR Series 67
Shim-pack VP Series 67
Shim-pack MAqC-ODS 71
Shim-pack FC-ODS 73
Shim-pack Mix-HILIC 75

Microscale Columns

Shim-pack MC C18 76
Shim-pack Trap Columns 77

SFC Columns

Shim-pack UC Series 78

Size Exclusion Columns

Shim-pack GPC Series 85
Shim-pack Bio Diol Columns 86
Shim-pack Diol Series 87

Ion Exchange Columns

Shim-pack Bio IEX Columns 88
Shim-pack WAX/WCX Series 90

Ion Chromatography Columns

Page

Shim-pack IC Series 91

Hydrophobic Interaction Chromatography Column

Shim-pack Bio HIC Column 95

Dedicated Columns

Columns for Amino Acid Analysis 96
Columns for Sugar Analysis 97
Columns for Organic Acid Analysis 100

Pretreatment Columns

Shim-pack MAYI Series 102

Mobile Phase Cleaner for HPLC/UHPLC

Ghost Trap DS 104
Column Fitting 105

Column Features

Column Type	Column Series	Feature
HPLC/UHPLC Columns	Shim-pack Scepter	Excellent stability & performance could be achieved under a wide range of LC conditions
	Shim-pack NovaCore	Balancing High Durability and Separation Efficiency
	Shim-pack Velox	Maximize LC separation performance with core shell technology
	Shim-pack G	Wide range of chemistries
	Shim-pack Arata	Unprecedented resolution and peak shape of basic compounds & peptides
	Shim-pack XR	Offer versatility and fast analysis
	Shim-pack VP	Strict manufacturing uniformity
	Shim-pack MAqC-ODS	Strong retention of basic compounds
	Shim-pack FC-ODS	Shortens the analysis time using a conventional system
	Shim-pack Mix-HILIC	HILIC column suitable for polar metabolite analysis
Microscale Columns	Shim-pack MC	Excellent durability & versatilily
	Shim-pack MCT	Trap column with suppressed metal coordinative adsorption
	Shim-pack MCT L	Low volumne trap column to minimize gradient delay
SFC Columns	Shim-pack UC	Wide range of stationary phases meets diverse needs
Size Exclusion Columns	Shim-pack GPC	Organic SEC (GPC) columns for the measurement of molecular weight distribution of high polymers and oligomers
	Shim-pack Bio Diol	Aqueous SEC (GFC) columns for aggregates and fragments analysis of peptides, oligonucleotides and biopharmaceuticals
	Shim-pack Diol	Aqueous SEC (GFC) columns
Ion Exchange Columns	Shim-pack Bio IEX	Polymer based IEX columns for analysis of peptides, oligonucleotides and biopharmaceuticals
	Shim-pack WAX/WCX	Chemically-bonded hydrophilic silica gel based ion exchange columns
Ion Chromatography Columns	Shim-pack IC	IC columns for the analysis of inorganic and organic ions
Hydrophobic Interaction Chromatography Columns	Shim-pack Bio HIC	HIC Column suitable for the analysis of DAR of ADC
Dedicated Columns	Shim-pack Amino	Ion exchange columns for post-column derivatization amino acid analysis
	Shim-pack SUR	For the analysis of monosaccharides by ligand exchange + size exclusion and ion exclusion mode
	Shim-pack ISA-09	Anion Exchange Column Suitable for Post-Column Boric Acid-Arginine Fluorescent Derivatization Method
	Shim-pack Fast-OA	High-speed organic acid analysis column, quick and easy monitoring of culture or fermentation processes
	Shim-pack SCR	For the analysis of monosaccharides and organic acids by ligand exchange + size exclusion and ion exclusion mode
Pretreatment Columns	Shim-pack MAYI	Biological sample pretreatment column
Mobile Phase Cleaner for HPLC/UHPLC	Ghost Trap DS	Consistently traps impurities, even in organic solvents

Selection by Base Particle Substrates

- Base Particle Substrate
  - Fully porous Silica
    - Shim-pack XR, VP, Arata, G Series, MAqC-ODS, FC-ODS
    - Shim-pack MC Series
    - Shim-pack UC Series
    - Shim-pack Bio Diol Series, Diol Series
    - Shim-pack WAX/WCX Series
  - Superfically (Core shell) Silica
    - Shim-pack Velox Series
  - Fully porous organosilica Hybrid
    - Shim-pack Scepter Series
  - Superficially porous organosilica Hybrid
    - Shim-pack NovaCore C18-HB
  - Polymer
    - Shim-pack Mix-HILIC
    - Shim-pack GPC Series
    - Shim-pack IC Series
    - Shim-pack Bio IEX, BIO HIC, Amino, SCR, SUR

Selection by Separation Modes

- Fully porous Silica
  - Reversed Phase
    - ODS (C18) : Shim-pack XR, VP, Arata, G, MAqC, FC, MC Series
    - C8: Shim-pack XR, VP, G Series
    - Phenyl: Shim-pack XR, VP, G Series
    - PFPP: Shim-pack GIST PFPP
    - } Low molecular-weight compounds
  - Normal Phase
    - Shim-pack GIS CN ····· Steroid hormones
    - Shim-pack GIS Sil
    - Shim-pack XR-SIL
    - } Phospholipids
    - Shim-pack GIST NH2 ····· Saccharides, Tocopherols
  - HILIC
    - Shim-pack GIS HILIC
    - Shim-pack GIST Amide
    - } Polar compounds
  - Ion Exchange
    - Shim-pack WAX ····· Nucleotides, Proteins
    - Shim-pack WCX ····· Proteins
  - Gel Filtration
    - Shim-pack Bio Diol Series ····· Proteins, Peptides
    - Shim-pack Diol Series ····· Proteins
- Superfically (Core shell) Silica
  - Reversed Phase
    - Shim-pack Velox C18, SP-C18
    - Shim-pack Velox Biphenyl
    - Shim-pack Velox PFPP
    - } Low molecular-weight compounds
  - HILIC
    - Shim-pack Velox HILIC ····· Polar compounds
- Fully porous organosilica Hybrid
  - Reversed Phase
    - Shim-pack Scepter C18-120, C18-300, HD-C18-80
    - Shim-pack Scepter Phenyl
    - Shim-pack Scepter PFPP
    - } Low molecular-weight compounds
    - Shim-pack Scepter C4-300 ····· Proteins
  - HILIC
    - Shim-pack Scepter Diol-HILIC ····· Polar compounds
- Superficially porous Organiosilica Hybrid
  - Reversed Phase
    - Shim-pack NovaCore C18-HB ····· Low molecular-weight compounds
- Polymer
  - Ion Exchange
    - Shim-pack IC Series ····· Inoganic ions
    - Shim-pack Bio IEX Series ····· Proteins, Oligonucleotides
    - Shim-pack Amino ····· Amino acids, Guanidines
  - Ion Exclusion
    - Shim-pack Fast-OA, SCR-101H, 102H ····· Organic acids
  - HIC
    - Shim-pack Bio HIC ····· Proteins
  - GPC
    - Shim-pack GPC Series ····· Synthetic high polymers
  - Gel Filtration + Ligand Exchange
    - Shim-pack SCR-101N/C/P, SUR-Na ····· Monosaccharides
  - HILIC
    - Shim-pack Mix-HILIC ····· Polar metabolite

Selection of ODS columns

UHPLC	With Certificate of Compliance for Validation	Shim-pack XR ODS, ODSⅡ, ODSⅢ
	Excellent peak shape of Basic Compounds with certificate	Shim-pack Arata C18
	Excellent peak shape of Peptides with certificate	Shim-pack Arata Peptide C18
	Wider pH Range	Shim-pack Scepter C18-120, C18-300 (pH 1-12) Shim-pack NovaCore C18-HB (pH 1-12) Shim-pack GIST C18 (pH 1-10)
	Rapid Separation and wider pH Range	Shim-pack GISS C18 (pH 1-10)
	Rapid Separation or higher Resolution	Shim-pack Velox C18 (pH 2-8) Shim-pack Velox SP-C18 (pH 1-8)
	Stronger Retentivity	Shim-pack GIS C18
	Higher Steric Selectivity	Shim-pack Scepter HD-C18-80 (pH 1-12)
	Strong Retentivity of Highly Polar Compounds	Shim-pack GIST C18-AQ (pH 1-10)
HPLC	With Certificate of Compliance for Validation	Shim-pack VP-ODS
	Excellent peak shape of Basic Compounds with certificate	Shim-pack Arata C18
	Wider pH Range	Shim-pack Scepter C18-120, C18-300 (pH 1-12) Shim-pack GIST C18 (pH 1-10)
	Rapid Separation and wider pH Range	Shim-pack GISS C18 (pH 1-10)
	Rapid Separation or higher Resolution	Shim-pack Velox C18 (pH 2-8) Shim-pack Velox SP-C18 (pH 1-8) Shim-pack FC-ODS (pH 1.5-9)
	Stronger Retentivity	Shim-pack GIS C18
	Higher Steric Selectivity	Shim-pack GIS C18-P (pH 2-7.5) Shim-pack Scepter HD-C18-80 (pH 1-12)
	Different Elution Pattern	Shim-pack GIS RP-Shield
	Higher Cost Performance	Shim-pack GWS C18
	Strong Retentivity of Bsic Compounds	Shim-pack MAqC-ODS

Physical characteristics of HPLC/UHPLC/SFC Packing Materials

Brand	Chemistry	Particle Size	Pore Size [nm]	Surface Area [m^2/g]	% Carbon Load	Endcapped	USP Code	Page
Shim-pack Arata	C18	2.2, 5	12	340	17	Yes	L1	63
	Peptide C18	2.2	12	340	17	Yes	L1	65
Shim-pack GIST	C18	2, 3, 5	10	350	14	Yes	L1	31
	C18-AQ	1.9, 3, 5	10	350	13	Yes	L1	33
	C8	2, 3, 5	10	350	8	Yes	L7	42
	Phenyl	2, 3, 5	10	350	10	No	L11	45
	Phenyl-Hexyl	3, 5	10	350	9	Yes	L11	47
	PFPP	3, 5	10	350	10	Yes	L43	49
	Amide	1.9, 3, 5	10	350	8.5	No	L68	51
	NH2	3, 5	10	350	7	No	L8	55
Shim-pack GISS	C18	1.9, 3, 5	20	200	9	Yes	L1	35
	C8	1.9, 3, 5	20	200	6	Yes	L7	-
Shim-pack GIS	C18	2, 3, 4, 5, 10	10	450	15	Yes	L1	37
	C18-P	3, 5	10	450	29	Yes	L1	39
	C8-L	3, 5	10	450	9	Yes	L7	44
	RP-Shield	5	10	450	9	No	L1	41
	CN	3, 5	10	450	14	No	L10	57
	Sil	3, 5	10	450	-	No	L3	59
	HILIC (Diol)	3, 5	10	450	20	No	L20	53
Shim-pack GWS	C18	5	10	450	9.5	Yes	L1	61
Shim-pack Velox	C18	1.8	9	125	9	Yes	L1	26
		2.7		130	7			
		5		100	5			
	SP-C18	1.8	9	125	7	No	L1	26
		2.7		130	7			
		5		100	5			
	Biphenyl	1.8	9	125	7	Yes	L11	26
		2.7		130	7			
		5		100	5			
	PFPP	1.8	9	125	4	No	L43	26
		2.7		130	4			
		5		100	3			
	HILIC (Unbonded Silica)	2.7	9	130	-	-	L3	26
Shim-pack Scepter	C18-120	1.9, 3, 5	12	360	20	Yes	L1	12
	C18-300	1.9, 3, 5	12	ND	ND	Yes	L1	12
	HD-C18-80	1.9, 3, 5	8	430	25	Yes	L1	12
	C8-120	1.9, 3, 5	12	360	17	Yes	L7	12
	Phenyl-120	1.9, 3, 5	12	360	17	Yes	L11	12
	PFPP-120	1.9, 3, 5	12	360	15	No	L43	12
	C4-300	1.9, 3, 5	30	ND	ND	Yes	L26	12
	Diol-HILIC-120	1.9, 3, 5	12	360	12	No	L20	12
Shim-pack NovaCore	C18-HB	1.7, 2.6, 5	10	200	11	Yes	L1	24
Shim-pack VP	ODS	5	12	410	20	Yes	L1	67
	C8	5	12	410	12.5	Yes	L7	67
	Phenyl	5	12	410	12.3	Yes	L11	67
Shim-pack XR	ODS	2.2	12	340	18	Yes	L1	67
	ODS Ⅱ	2.2	8	470	20	Yes	L1	67
	ODS Ⅲ (50/75 mm)	1.6	7.5	500	22	Yes	L1	67
	ODS Ⅲ (150/200 mm)	2.2	8	470	20	Yes	L1	67
	C8	2.2	12	340	11	Yes	L7	67
	Phenyl	2.2	12	340	11	Yes	L11	67
	Sil	2.2	12	340	-	-	L3	67

Brand	Chemistry	Particle Size	Pore Size [nm]	Surface Area [m²/g]	% Carbon Load	Endcapped	USP Code	Page
Shim-pack MAqC	ODS Ⅰ	5	12	ND	13	Yes	L1	71
Shim-pack FC	ODS	3	12	315	18	Yes	L1	73
Shim-pack UC	RP	3, 5	10	450	9	No	L1	78
	ODS	3, 5	12	3 µm: 340, 5 µm: 300	16	Yes	L1	79
	GIS Ⅱ	3, 5	10	450	11	Yes	L1	78
	Phenyl	3, 5	10	450	9.5	No	L11	78
	CN	3, 5	10	450	14	No	L10	78
	Diol	3, 5	10	450	20	No	L20	78
	Diol Ⅱ	3, 5	12	3 µm: 340, 5 µm: 300	ND	No	L20	79
	Sil	3, 5	10	450	-	-	L3	78
	Sil Ⅱ	3, 5	12	3 µm: 340, 5 µm: 300	-	-	L3	79
	Amide	3, 5	10	450	18	No	L68	78
	NH^2	3, 5	10	450	8	No	L8	78
	Choles	3, 5	12	3 µm: 340, 5 µm: 300	20	Yes	L101	79
	PBr	3, 5	12	3 µm: 340, 5 µm: 300	8	Yes	-	79
	PyE	3, 5	12	3 µm: 340, 5 µm: 300	18	Yes	-	79
	HyP	3, 5	12	3 µm: 340, 5 µm: 300	ND	Yes	-	79
	Py	3, 5	12	3 µm: 340, 5 µm: 300	ND	Yes	-	79
	Triazole	3, 5	12	3 µm: 340, 5 µm: 300	ND	No	L104	79
	NaE	3, 5	12	3 µm: 340, 5 µm: 300	16	Yes	-	79
	PolyVP	3, 5	ND	ND	ND	Proprietary	-	79
	PolyBT	3, 5	ND	ND	ND	Proprietary	-	79

ND: Not Disclosed

Selection by USP

USP Code	Description	Shim-pack HPLC Column	Page
L1	Octadecylsilane chemically bonded to porous silica or ceramic micro-particles, 1.5 to 10 µm in diameter, or a monolithic rod.	Shim-pack Arata C18	63
		Shim-pack Arata Peptide C18	65
		Shim-pack GIST C18	31
		Shim-pack GIST C18-AQ	33
		Shim-pack GISS C18	35
		Shim-pack GIS C18	37
		Shim-pack GIS C18-P	39
		Shim-pack GWS C18	61
		Shim-pack Scepter C18-120	12
		Shim-pack Scepter C18-300	12
		Shim-pack Scepter HD-C18-80	12
		Shim-pack NovaCore C18-HB	24
		Shim-pack Velox C18	26
		Shim-pack Velox SP-C18	26
		Shim-pack XR-ODS	67
		Shim-pack XR-ODSⅡ	67
		Shim-pack XR-ODSⅢ	67
		Shim-pack VP-ODS	67
		Shim-pack FC-ODS	73
		UC ODS	79
		Shim-pack UC-RP	78
		Shim-pack UC-GISⅡ	78
		Shim-pack GIS RP-Shield	41
		Shim-pack MC C18	76
L3	Porous silica particles, 1.5 - 10 µm in diameter, or a monolithic rod.	Shim-pack GIS Sil	59
		Shim-pack Velox HILIC	26
		Shim-pack XR-SIL	67
		Shim-pack UC Sil	78
		Shim-pack UC SilⅡ	79
L7	Octylsilane chemically bonded to totally porous or superficially porous silica particles 1.5 to 10 µm in diameter, or a monolithic rod.	Shim-pack Scepter C8	12
		Shim-pack GIST C8	42
		Shim-pack GIS C8-L	44
		Shim-pack GISS C8	-
		Shim-pack XR-C8	67
		Shim-pack VP-C8	67
L8	An essentially monomolecular layer of aminopropylsilane chemically bonded to totally porous silica gel support, 1.5 to 10 µm in diameter, or a monolithic silica rod.	Shim-pack GIST NH2	55
		Shim-pack UC NH2	78
L10	Nitrile groups chemically bonded to porous silica particles 1.5 to 10 µm in diameter, or a monolithic silica rod.	Shim-pack GIS CN	57
		Shim-pack UC CN	78
L11	Phenyl groups chemically bonded to porous silica particles 1.5 to 10 µm in diameter, or a monolithic silica rod.	Shim-pack GIST Phenyl	30
		Shim-pack GIST Phenyl-Hexyl	30
		Shim-pack Scepter Phenyl	12
		Shim-pack Velox Biphenyl	26
		Shim-pack XR-Phenyl	67
		Shim-pack VP-Phenyl	67
		Shim-pack UC Phenyl	78
L17	Strong cation-exchange resin consisting of sulfonated cross-linked styrene-divinylbenzene copolymer in the hydrogen form, 6 - 12 µm in diameter	Shim-pack Fast-OA	100
		Shim-pack SCR-101H	101
		Shim-pack SCR-102H	101
L19	Strong cation-exchange resin consisting of sulfonated cross-linked styrene-divinylbenzene copolymer in the calcium form, 5 - 15 µm in diameter.	Shim-pack SCR-101C	99

USP Code	Description	Shim-pack HPLC Column	Page
L20	Dihydroxypropane groups chemically bonded to porous silica or hybrid particles, 1.5 to 10 µm in diameter, or a monolithic silica rod.	Shim-pack GIS HILIC	53
		Shim-pack Scepter Diol-HILIC	12
		Shim-pack UC Diol	78
		Shim-pack UC DiolⅡ	79
		Shim-pack Bio Diol-60, 120, 200, 250, 300	86
		Shim-pack Diol-150, 300	87
L21	A rigid, spherical styrene-divinylbenzene copolymer, 3 to 30 µm in diameter.	Shim-pack GPC-800 Series	85
L22	A cation-exchange resin made of porous polystyrene gel with sulfonic acid groups, 5 - 15 µm in diameter.	Shim-pack AMINO-LI	96
		Shim-pack AMINO-NA	96
L26	Butyl silane chemically bonded to totally porous or superficially porous silica particles, 1.5 to 10 µm in diameter.	Shim-pack Scepter C4-300	12
L43	Pentafluorophenyl groups chemically bonded to silica particles by a propyl spacer, 1.5 to 10 µm in diameter.	Shim-pack GIST PFPP	30
		Shim-pack Scepter PFPP	12
		Shim-pack Velox PFPP	26
L58	Strong cation-exchange resin consisting of sulfonated cross-linked styrene-divinylbenzene copolymer in the sodium form, about 6 to 30 µm in diameter.	Shim-pack SUR-Na	97
		Shim-pack SCR-101N	99
L59	Packing having the capacity to separate proteins by molecular weight over the range of 5 to 7000 kDa. The packing is spherical 1.5 - 10 µm silica or hybrid packing with a hydrophilic coating.	Shim-pack Bio Diol-60, 120, 200, 250, 300	86
		Shim-pack Diol-150, 300	87
L68	Spherical, porous silica, 10 µm or less in diameter, the surface of which has been covalently modified with alkyl amide groups and not endcapped.	Shim-pack GIST Amide	30
		Shim-pack UC Amide	78
L101	Cholesteryl groups bonded to porous or non-porous silica or ceramic micro-particles, 1.5 to 10 µm in diameter, or a monolithic rod.	Shim-pack UC Choles	79
L104	Triazole groups chemically bonded to porous silica particles, 1.5 to 10 µm in diameter.	Shim-pack UC Triazole	79

Shim-pack Scepter™ Series

Fully Porous Hybrid Particle Based Column Series

Excellent stability and performance could be achieved under a wide range of LC conditions with Shim-pack Scepter LC columns, which are the next generation organic silica hybrid based columns. With different chemistry characteristics, Shim-pack Scepter columns are effective for method development / scouting with suitability for use in a wide variety of applications.

With different particle sizes (1.9 µm, 3 µm, 5 µm) and different column dimensions, Shim-pack Scepter LC columns are fully scalable between UHPLC, HPLC and preparative LC making method transfer seamless between different laboratory instrumentation.

Chemistries

	Reveresed Phase							HILIC
	C18-120	C18-300	HD-C18	C8-120	C4-300	Phenyl	PFPP	Diol-HILIC
Chemistry	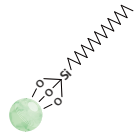			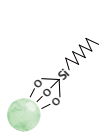		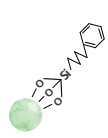	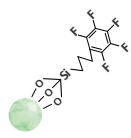	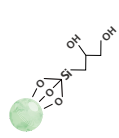
Bonded Phase	Octadecyl groups		Octadecyl groups (High Density type)	Octyl groups	Butyl groups	Phenylbutyl groups	Pentaflorophenyl propyl groups	Dihydroxypropyl groups
Particle	Organic Silica Hybrid							
Particle Size (µm)	1.9, 3, 5							
Pore Size (nm)	12	30	8	12	30	12		
End Capping	Proprietary						None	
pH Range	1 - 12				1 - 10		1 - 8	2 - 10
100 % aqueous condition	Yes	Yes	No	No	Yes	Yes	Yes	N/A
USP Code	L1		L1	L7	L26	L11	L43	L20

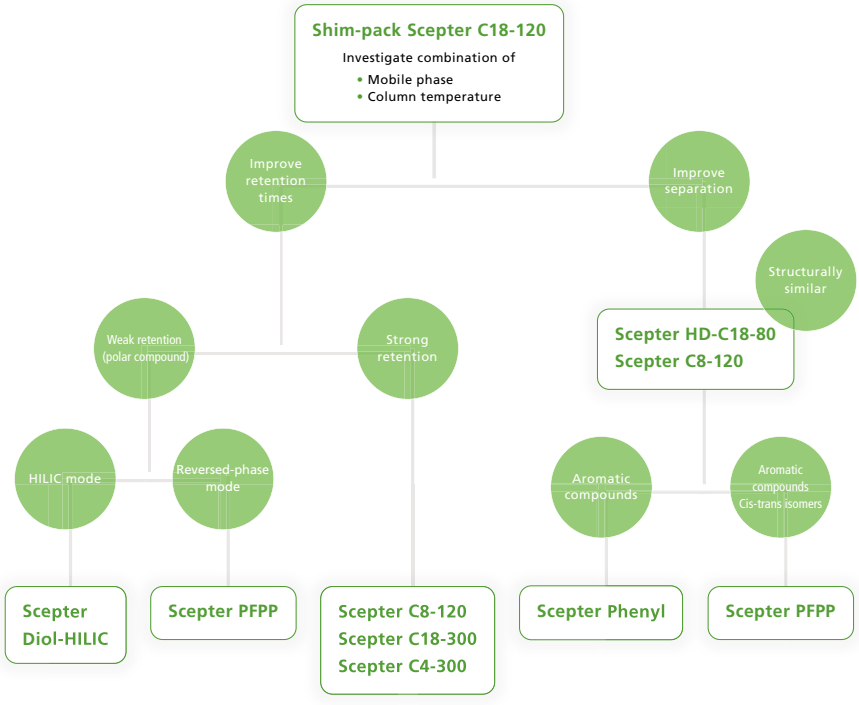

Comparing Separation Performance of Shim-pack Scepter Reversed Phases

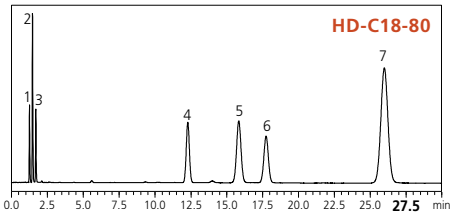

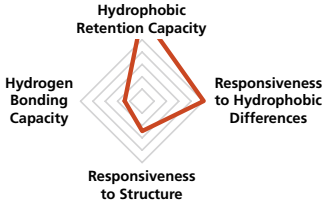

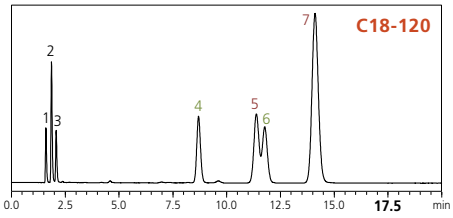

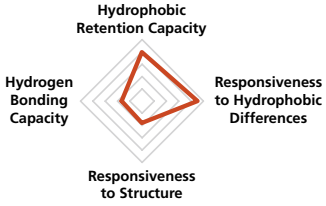

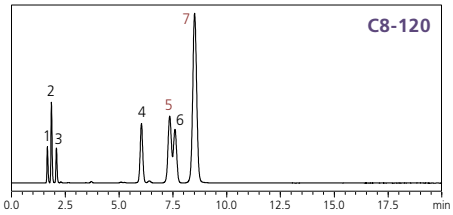

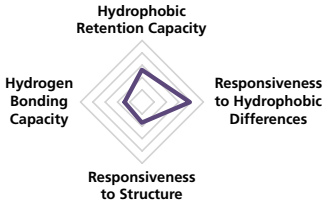

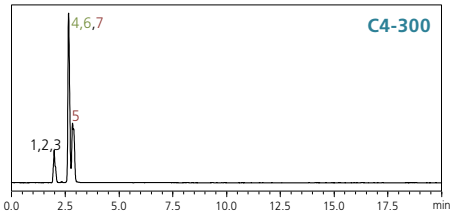

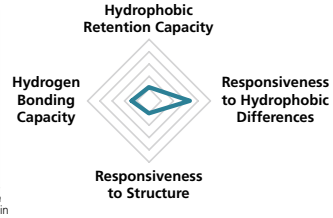

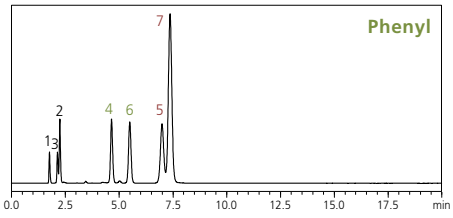

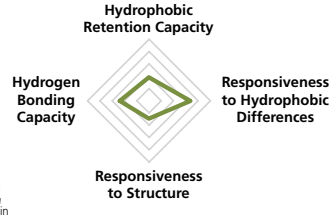

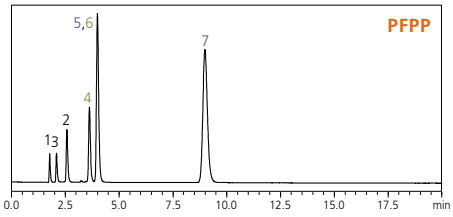

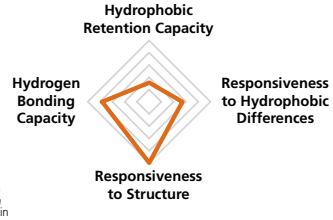

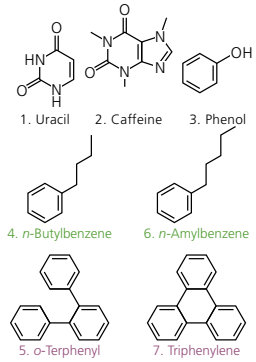

System : Nexera™ X2
Mobile phase : A Water / methanol = 20 : 80
B Water / methanol = 70 : 30
Flow Rate : 1.0 mL/min
Column Temp. : 40 °C
Injection Vol. : 1 µL
Detection : UV 254 nm

This test was conducted with reference to the comparison evaluation method of reversed-phase C18 columns known as the "Tanaka Test" [1].
Please refer to the following for the characteristics of each status.

Hydrophobic Retention Capacity : Indicates the strength of the retention capacity for hydrophobic compounds
Responsiveness to Hydrophobic Differences : Indicates the level of the capacity to recognize differences in hydrophobicity between compounds
Responsiveness to Structure : Indicates the level of the capacity to recognize differences between plane structures and three-dimensional structures.
Hydrogen Bonding Capacity : Indicates the level of the capacity to recognize hydrogen bonds (or the degree of polarization of compounds)

[1] K. Kimata, K. Iwaguchi, S. Onishi, K. Jinno, R. Eksteen, K. Hosoya, M Araki And N.Tanaka, ; J. Chromatogr. Sci., Vol. 27 (1989)

Outstanding pH and Temperature Tolerance

The organic silica hybrid base material used in Shim-pack Scepter columns is highly stable and allows the use of acidic and basic mobile phases across a wide pH range. The stability of a Shim-pack Scepter reversed-phase column under neutral and basic conditions is demonstrated below. The Shim-pack Scepter column provides stable long-term performance superior to other commercial C18 columns.

Stable at High pH Values

Triethylamine (pH 11.5), 40 °C

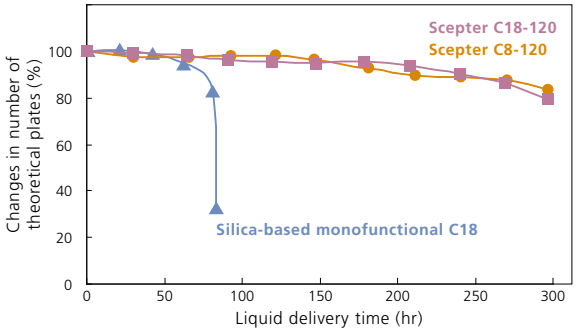

Mobile phase : 50 mmol/L triethylamine (pH 11.5)/methanol = 90/10 (v/v)
Flow Rate : 1.0 mL/min
Column Temp. : 40 °C
Sample : Benzyl alcohol

Stable at High Temperatures

pH 6.9, 70 °C

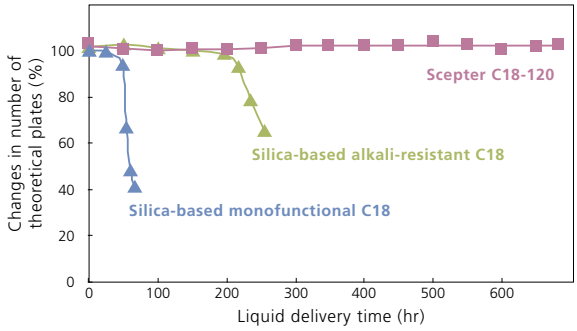

Mobile phase : 20 mmol/L phosphate (potassium) (pH6.9)/acetonitrile =90/10 (v/v)
Flow Rate : 0.2 mL/min
Column Temp. : 70 °C
Sample : Phenol

Method Scouting

Utilize excellent stability & Performance under a wide range of LC conditions

With excellent stability under a wide range of LC conditions, Shim-pack Scepter LC columns are effective for method scouting combining mobile phase pH and organic modifier.

Comparison of Chromatograms using Gradient condition with Acetonitrile

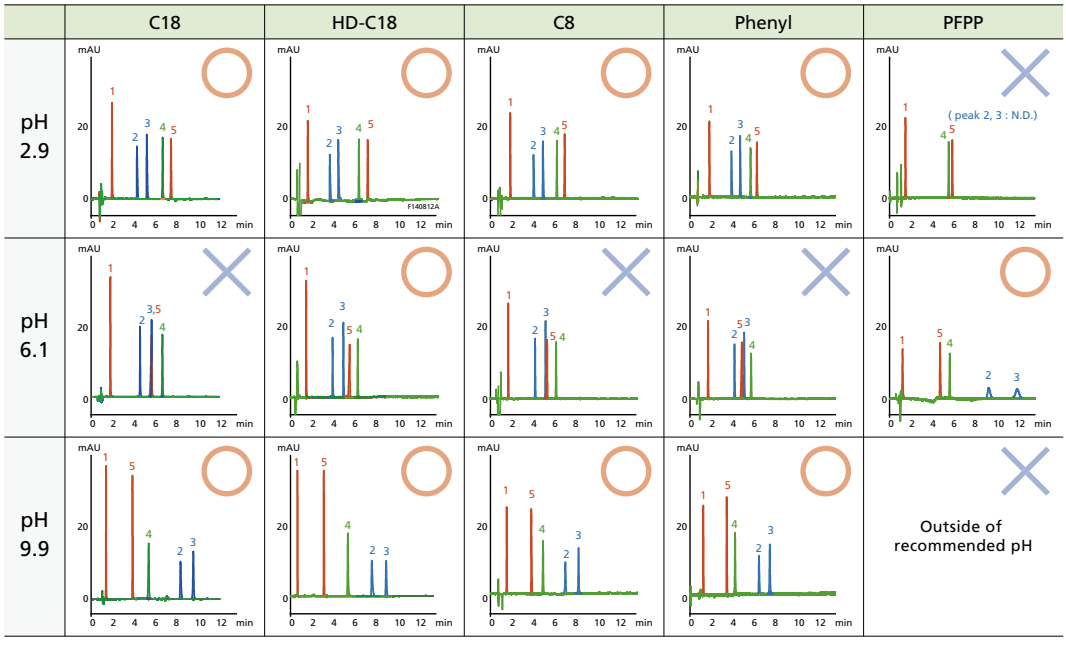

■ Analytes

1. Saccharin (pKa = 2.2)
2. Dextromethorphan (pKa = 8.3)
3. Amitriptyline (pKa = 9.4)
4. N-Butyl paraben (pKa = 8.3)
5. Ibupurofen (pKa = 4.4)

Analysis Example of Oligonucleotides Using Shim-pack Scepter C18-120

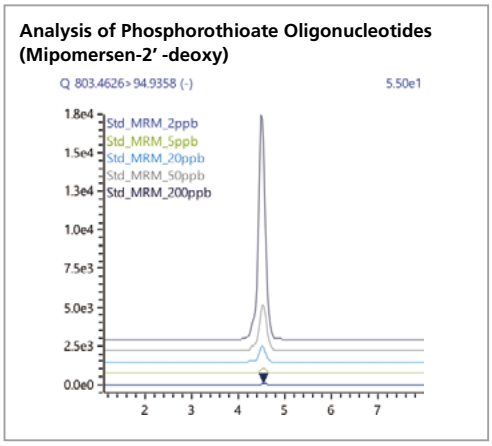

Conditions

System	: Nexera/ LCMS-9030
Column	: Shim-pack Scepter C18 (75 mmL. × 2.0 mm I.D., 1.9 µm) P/N: 227-31011-04
Mobile phase	: A) 50 mM HFIP in water B) Acetonitrile
Gradient program	: 5 %B (0-0.5 min)→15 %B (0.5-6 min)
Flow rate	: 0.2 mL/min
Column temp.	: 50 °C
Injection volume	: 5 µL

Mipomersen-2'-deoxy:
5'-mG-mC*-mC*-mU*-mC*-dA-dG-dT-dC*-dT-dG-dC*-dT-dT-dC*-mG-mC*-mA-mC*-mC*-3

Simultaneous Analysis of Six DNPH-Derivatized Aldehydes using a Shim-pack Scepter PFPP Column

The structural isomers, normal butyraldehyde and isobutyraldehyde, as well as isovaleraldehyde and normal valeraldehyde, were well separated with Shim-pack Scepter PFPP column.

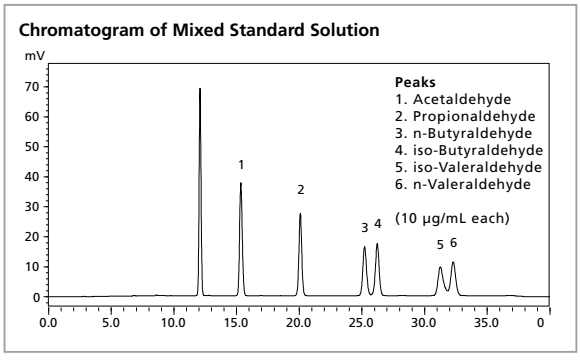

Conditions

Column	: Shim-pack Scepter PFPP (150 mm × 4.6 mm I.D., 3 µm)
Mobile phase	: A) Water B) Methanol/Acetonitrile = 8/2 (v/v)
Gradient	20 %B (0 min) →55 %B (5 min) →60 %B (25 min) →60 % (25-35 min) →20 % (35-40 min)
Flow rate	: 1.0 mL/min
Column temp.	: 35 °C
Injection volume	: 20 µL
Detection	: UV 360 nm

Monoclonal Antibory Subunit Analysis by LC/MS using Shim-pack Scepter C4-300 Column

Shim-pack Scepter C4-300 columns support protein analysis of molecular weight up to about 150,000, and the hybrid organic silica substrate material makes them well-suited for analyzing antibodies even under acidic and high-temperature conditions. Because they provide excellent peak shape even when using formic acid with poor ion pair effect as a mobile phase, they are also useful for high sensitivity analysis in an LC-MS system.

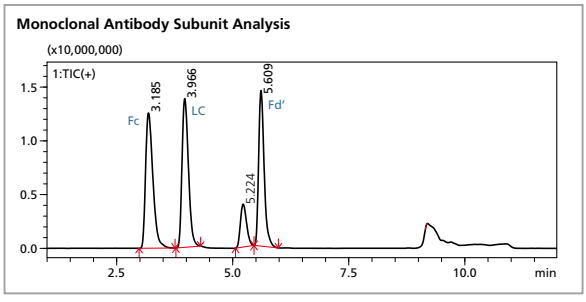

Conditions

System	: Nexera X2/ LCMS-8060
Column	: Shim-pack Scepter C4-300, 50 mm × 2.1 mm I.D., 3 µm
Mobile phase	: A) 0.1% formic acid in Water B) 0.1% formic acid in Acetonitrile
Gradient	: 1 %B (1 min)→25 %B (1.1 min)→ 40 %B (8 min)→ 95 %B (8.1 min-10min)→ 1 % (10.1 min)
Flow rate	: 0.3 mL/min
Column temp.	: 50 ˚C
Injection volume	: 1 µL
Sample	: IdeZ digested + DTT treated Adalimumab 0.2 mg/mL

Shim-pack Scepter Column Hardware

	Scepter	Scepter Claris	Scepter [metal-free]
	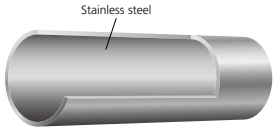	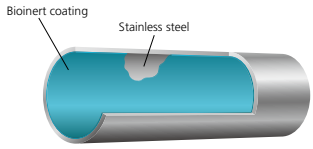	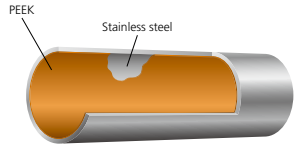
Wetted materials for body	Stainless steel	Bioinert coating	PEEK
Wetted materials for frit	Stainless steel	Bioinert coating	PEEK

Shim-pack Scepter Claris

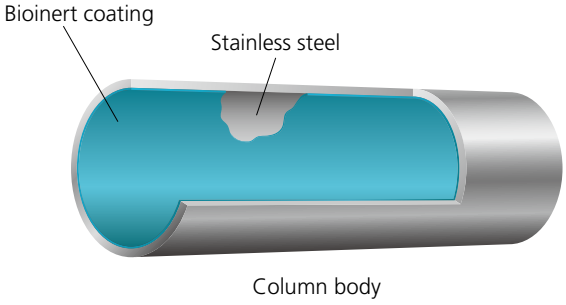

Shim-pack Scepter Claris features a column body with a newly-developed bioinert coating packed with Scepter series stationary phases.

- Bioinert coating is applied to the column body and stainless steel frit
- Ideal for analysis of metal-coordinating and hydrophobically adsorbing compounds such as nucleic acids, proteins, and lipids
- Outstanding pH and lifetime stability due to Scepter organic silica hybrid packing

Superior Sensitivity and Separation Performance in Nucleic Acid Analysis

Shim-pack Scepter Claris C18-120 with the bioinert coating and Scepter C18-120 with traditional stainless steel hardware were compared in this example of an analysis of a synthetic oligonucleotide. Results from Claris were highly sensitive and reproducible from the first injection, with no loss of sample signal. Scepter C18-120 in a stainless steel column body produced low-sensitivity results and showed adsorption from the first sample injection.

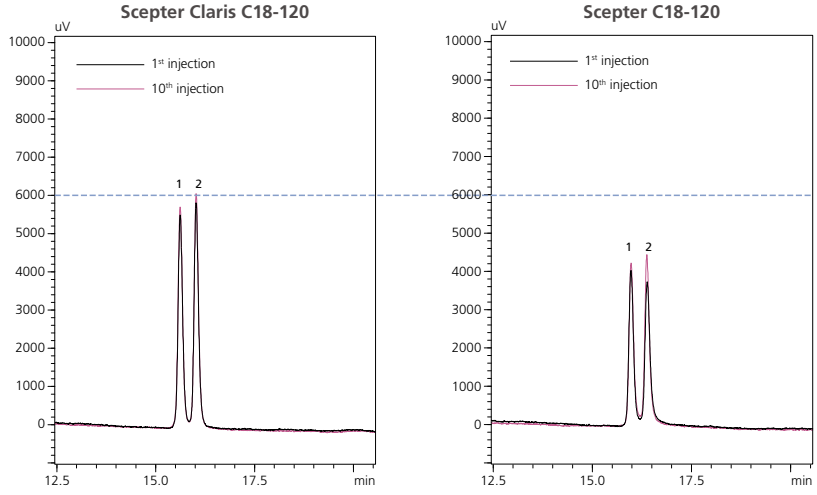

System : Nexera XS inert
Mobile phase : A 100 mmol/L HFIP + 10 mmol/L TEA in water
B Methanol
Flow Rate : 0.3 mL/min
Column Temp. : 60 ℃
Injection Vol. : 1 µL
Sample : 1.Synthetic oligonucleotide 20 mer (10 mg/L)
2.Synthetic oligonucleotide 21 mer (10 mg/L)
Detection : UV 260 nm

Outstanding Performance in Oligonucleic Acid Analysis

Shim-pack Scepter Claris C18-120 (bioinert coating) and Scepter C18-20 (stainless steel body) were compared in this analysis of Oligodeoxythymidylic acid [d(T)$_{20}$].
Results from Scepter C18-120 show low peak intensity, suggesting adsorption on metal surfaces. In contrast, Scepter Claris C18-120 produced a sharper and high-intensity peak.

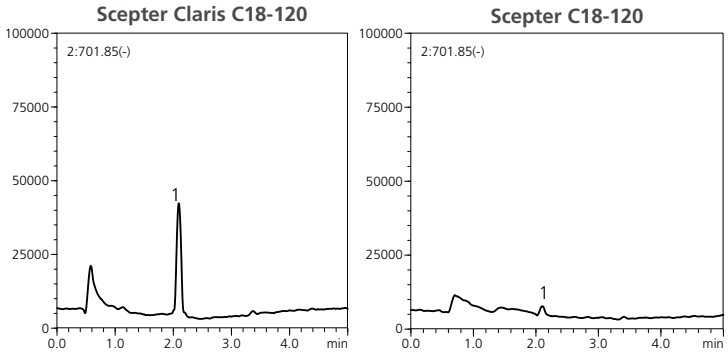

System : Nexera XS inert/LCMS-8060
Mobile phase : A 100 mmol/L HFIP + 10mmol/L TEA in water
B Methanol
Flow Rate : 0.2 mL/min
Column Temp. : 60 ˚C
Injection Vol. : 1 µL
Sample : Oligodeoxythymidylic acid [d(T)$_{20}$] (5 µg/L)

Improved Sensitivity and Separation of Phospholipids

Shim-pack Scepter Claris C18-120 minimizes metal-mediated adsorption and hydrophobic absorption on the column surfaces, resulting in high-resolution separations. In this example of structurally complex phosphatidylcholine isomers, Scepter Claris C18-120 achieved increased baseline resolution between isomers with higher sensitivity.

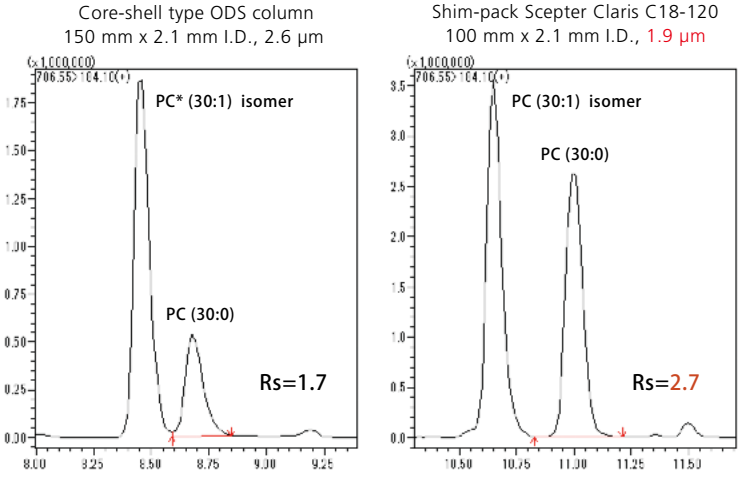

* Phosphatidylcholine

System : Nexera/LCMS-8060 NX
Mobile phase : A 20 mmol/L ammonium formate in water
B 2-propanol/acetonitrile = 50:50
Flow Rate : 0.3 mL/min
Column Temp. : 40 ˚C
Injection Vol. : 1 µL

Shim-pack Scepter [metal-free]

Shim-pack Scepter (metal-free) is an inert column with a PEEK-lined stainless steel body designed for ultra-high-performance analysis. All wetted surfaces including the column body and frit are metal-free.

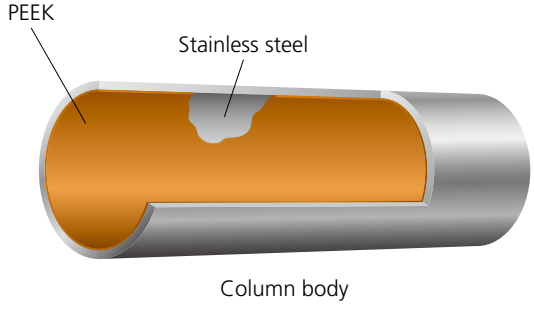

- Ideal for analysis of metal-coordinating and ion-adsorbing compounds such as phosphate-containing and basic analytes
- Outstanding pH and lifetime stability due to Scepter organic silica hybrid packing

Note: PEEK-lined stainless steel body and piping should be connected according to recommendations. Scan the QR code or visit <https://www.an.shimadzu.co.jp/hplc/consumables/shimpack_scepter.pdf> for more information.

Cautions when connecting Metal-free Column to the piping

Shim-pack Scepter Preparative Columns

Shim-pack Scepter Series preparative columns are ideal for preparative purification with their excellent stability and efficiency. 1.9 µm UHPLC columns and 3 and 5 µm HPLC columns are also available, enabling seamless transfer of analytical methods from UHPLC and analytical HPLC to preparative HPLC.

Seamless Scale up to Preparative Separation

– Separation of Sennosides A and B in Senna Powder –

Analytical separation developed with Shim-pack Scepter C18 analytical column could be seamlessly scaled up to preparative separation with Shim-pack Scepter C18 preparative column because of their full scalability.

Analytical Separation (Shim-pack Scepter C18 150 mm × 4.6 mm I.D., 5 µm)

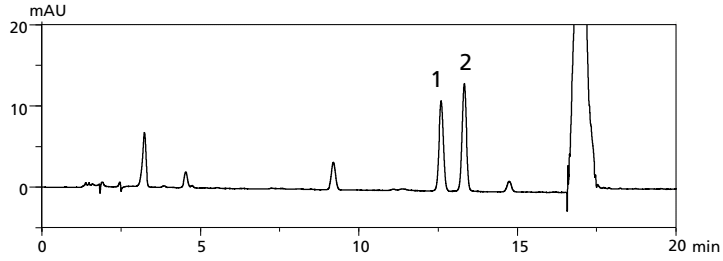

Scale Up

Preparative Separation (Shim-pack Scepter C18 150 mm × 20 mm I.D., 5 µm)

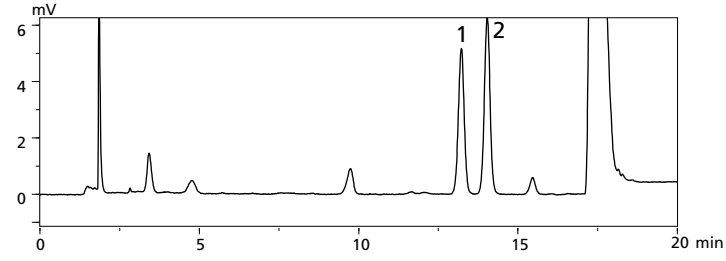

Conditions

Column	: Shim-pack Scepter C18 Analytical 150 mm × 4.6 mm I.D., 5 µm, P/N: 227-31020-05 Preparative 150 mm × 20 mm I.D., 5 µm, P/N: 227-31103-04
Mobile phase	: A) 0.1M Ammonium acetate (pH 6.9) B) Acetonitrile
Gradient	: 5 %B (0 min)→15 %(15 min) →100 %(15.01-20 min) →5 %(20.01-30 min)
Flow rate	: Analytical 1.0 mL/min Preparative 19 mL/min
Column temp.	: Ambient
Detection	: UV 340 nm
Injection volume	: Analytical 2 µL Preparative 500 µL
Sample	: 100 mg of Powdered Senna leaf was dissolved in 10 mL of 70 % MeOH. After 30 minutes of sonication, the solution was filtered for analysis.

Peaks

1. Sennoside B
2. Sennoside A

Order Information

Shim-pack Scepter

Column Size		C18-120					HD-C18-80			
Particle Size (µm)	I.D. (mm) / Length (mm)	1.0	2.0	2.1	3	4.6	2.0	2.1	3	4.6
1.9	20	-	227-31011-01	227-31012-01	-	-	227-31025-01	227-31026-01	-	-
	30	-	227-31011-02	227-31012-02	-	-	227-31025-02	227-31026-02	-	-
	50	227-31217-01	227-31011-03	227-31012-03	227-31013-01	-	227-31025-03	227-31026-03	227-31027-01	-
	75	-	227-31011-04	227-31012-04	227-31013-02	-	227-31025-04	227-31026-04	227-31027-02	-
	100	227-31217-02	227-31011-05	227-31012-05	227-31013-03	-	227-31025-05	227-31026-05	227-31027-03	-
	150	227-31217-03	227-31011-06	227-31012-06	227-31013-04	-	227-31025-06	227-31026-06	227-31027-04	-
3	20	-	-	227-31014-01	-	-	-	227-31028-01	-	-
	33	-	-	227-31014-02	-	227-31016-01	-	227-31028-02	-	227-31030-01
	50	-	-	227-31014-03	227-31015-01	227-31016-02	-	227-31028-03	227-31029-01	227-31030-02
	75	-	-	227-31014-04	227-31015-02	227-31016-03	-	227-31028-04	227-31029-02	227-31030-03
	100	-	-	227-31014-05	227-31015-03	227-31016-04	-	227-31028-05	227-31029-03	227-31030-04
	150	-	-	227-31014-06	227-31015-04	227-31016-05	-	227-31028-06	227-31029-04	227-31030-05
	250	-	-	-	-	227-31016-06	-	-	-	227-31030-06
5	20	-	-	227-31017-01	-	-	-	227-31031-01	-	-
	33	-	-	227-31017-02	-	227-31020-01	-	227-31021-01	-	227-31024-01
	50	-	-	227-31017-03	227-31018-01	227-31020-02	-	227-31021-02	227-31022-01	227-31024-02
	75	-	-	227-31017-04	227-31018-02	227-31020-03	-	227-31021-03	227-31022-02	227-31024-03
	100	-	-	227-31017-05	227-31018-03	227-31020-04	-	227-31021-04	227-31022-03	227-31024-04
	150	-	-	227-31017-06	227-31018-04	227-31020-05	-	227-31021-05	227-31022-04	227-31024-05
	250	-	-	-	-	227-31020-06	-	-	-	227-31024-06

Column Size		C18-300				C8-120			
Particle Size (µm)	I.D. (mm) / Length (mm)	2.0	2.1	3	4.6	2.0	2.1	3	4.6
1.9	20	-	227-31203-01	-	-	227-31032-01	227-31033-01	-	-
	30	-	227-31203-02	-	-	227-31032-02	227-31033-02	-	-
	50	-	227-31203-03	227-31203-07	-	227-31032-03	227-31033-03	227-31034-01	-
	75	-	227-31203-04	227-31203-08	-	227-31032-04	227-31033-04	227-31034-02	-
	100	-	227-31203-05	227-31203-09	-	227-31032-05	227-31033-05	227-31034-03	-
	150	-	227-31203-06	227-31203-10	-	227-31032-06	227-31033-06	227-31034-04	-
3	20	-	227-31203-11	-	-	-	227-31035-01	-	-
	33	-	227-31203-12	-	227-31203-21	-	227-31035-02	-	227-31037-01
	50	-	227-31203-13	227-31203-17	227-31203-22	-	227-31035-03	227-31036-01	227-31037-02
	75	-	227-31203-14	227-31203-18	227-31203-23	-	227-31035-04	227-31036-02	227-31037-03
	100	-	227-31203-15	227-31203-19	227-31203-24	-	227-31035-05	227-31036-03	227-31037-04
	150	-	227-31203-16	227-31203-20	227-31203-25	-	227-31035-06	227-31036-04	227-31037-05
	250	-	-	-	227-31203-26	-	-	-	227-31037-06
5	20	-	227-31203-27	-	-	-	227-31038-01	-	-
	33	-	227-31203-28	-	227-31203-39	-	227-31038-02	-	227-31041-01
	50	-	227-31203-29	227-31203-33	227-31203-40	-	227-31038-03	227-31039-01	227-31041-02
	75	-	227-31203-30	227-31203-34	227-31203-41	-	227-31038-04	227-31039-02	227-31041-03
	100	-	227-31203-31	227-31203-35	227-31203-42	-	227-31038-05	227-31039-03	227-31041-04
	150	-	227-31203-32	227-31203-36	227-31203-43	-	227-31038-06	227-31039-04	227-31041-05
	250	-	-	-	227-31203-44	-	-	-	227-31041-06

Order Information

Shim-pack Scepter

Column Size		C4-300				Phenyl-120			
Particle Size (µm)	ID (mm) / Length (mm)	2.0	2.1	3	4.6	2.0	2.1	3	4.6
1.9	20	-	227-31175-01	-	-	227-31062-05	227-31063-01	-	-
	30	-	227-31175-02	-	-	227-31062-06	227-31063-02	-	-
	33	-	-	-	-	-	-	-	-
	50	-	227-31175-03	227-31176-01	-	227-31062-01	227-31063-03	227-31064-01	-
	75	-	227-31175-04	227-31176-02	-	227-31062-02	227-31063-04	227-31064-02	-
	100	-	227-31175-05	227-31176-03	-	227-31062-03	227-31063-05	227-31064-03	-
	150	-	227-31175-06	227-31176-04	-	227-31062-04	227-31063-06	227-31064-04	-
3	20	-	227-31177-01	-	-	-	227-31065-01	-	-
	33	-	227-31177-02	-	227-31179-01	-	227-31065-02	-	227-31067-01
	50	-	227-31177-03	227-31178-01	227-31179-02	-	227-31065-03	227-31066-01	227-31067-02
	75	-	227-31177-04	227-31178-02	227-31179-03	-	227-31065-04	227-31066-02	227-31067-03
	100	-	227-31177-05	227-31178-03	227-31179-04	-	227-31065-05	227-31066-03	227-31067-04
	150	-	227-31177-06	227-31178-04	227-31179-05	-	227-31065-06	227-31066-04	227-31067-05
	250	-	-	-	227-31179-06	-	-	-	227-31067-06
5	20	-	227-31180-01	-	-	-	227-31068-01	-	-
	33	-	227-31180-02	-	227-31183-01	-	227-31068-02	-	227-31071-01
	50	-	227-31180-03	227-31181-01	227-31183-02	-	227-31068-03	227-31069-01	227-31071-02
	75	-	227-31180-04	227-31181-02	227-31183-03	-	227-31068-04	227-31069-02	227-31071-03
	100	-	227-31180-05	227-31181-03	227-31183-04	-	227-31068-05	227-31069-03	227-31071-04
	150	-	227-31180-06	227-31181-04	227-31183-05	-	227-31068-06	227-31069-04	227-31071-05
	250	-	-	-	227-31183-06	-	-	-	227-31071-06

Column Size		PFPP				Diol-HILIC			
Particle Size (µm)	ID (mm) / Length (mm)	2.0	2.1	3	4.6	2.0	2.1	3	4.6
1.9	20	227-31052-05	227-31053-01	-	-	-	-	-	-
	30	227-31052-06	227-31053-02	-	-	-	-	-	-
	50	227-31052-01	227-31053-03	227-31054-01	-	227-31042-03	227-31043-03	227-31044-03	-
	75	227-31052-02	227-31053-04	227-31054-02	-	227-31042-01	227-31043-01	227-31044-01	-
	100	227-31052-03	227-31053-05	227-31054-03	-	227-31042-02	227-31043-02	227-31044-02	-
	150	227-31052-04	227-31053-06	227-31054-04	-	-	-	-	-
3	20	-	227-31055-01	-	-	-	227-31045-01	-	-
	33	-	227-31055-02	-	227-31057-01	-	227-31045-02	-	227-31047-01
	50	-	227-31055-03	227-31056-01	227-31057-02	-	227-31045-03	227-31046-01	227-31047-02
	75	-	227-31055-04	227-31056-02	227-31057-03	-	227-31045-04	227-31046-02	227-31047-03
	100	-	227-31055-05	227-31056-03	227-31057-04	-	227-31045-05	227-31046-03	227-31047-04
	150	-	227-31055-06	227-31056-04	227-31057-05	-	227-31045-06	227-31046-04	227-31047-05
	250	-	-	-	227-31057-06	-	-	-	227-31047-06
5	20	-	227-31058-01	-	-	-	227-31048-01	-	-
	33	-	227-31058-02	-	227-31061-01	-	227-31048-02	-	227-31051-01
	50	-	227-31058-03	227-31059-01	227-31061-02	-	227-31048-03	227-31049-01	227-31051-02
	75	-	227-31058-04	227-31059-02	227-31061-03	-	227-31048-04	227-31049-02	227-31051-03
	100	-	227-31058-05	227-31059-03	227-31061-04	-	227-31048-05	227-31049-03	227-31051-04
	150	-	227-31058-06	227-31059-04	227-31061-05	-	227-31048-06	227-31049-04	227-31051-05
	250	-	-	-	227-31061-06	-	-	-	227-31051-06

Shim-pack Scepter Preparative Columns

Chemistry	ID (mm) / Length (mm)	10	20	30
C18-120	50		227-31102-01	227-31103-01
	75			227-31103-02
	100		227-31102-02	227-31103-03
	150	227-31101-01	227-31102-03	227-31103-04
	250	227-31101-02	227-31102-04	227-31103-05
HD-C18-80	50		227-31105-01	227-31106-01
	75			227-31106-02
	100		227-31105-02	227-31106-03
	150	227-31104-01	227-31105-03	227-31106-04
	250	227-31104-02	227-31105-04	227-31106-05
C18-300	50		227-31205-03	227-31205-07
	75			227-31205-08
	100		227-31205-04	227-31205-09
	150	227-31205-01	227-31205-05	227-31205-10
	250	227-31205-02	227-31205-06	227-31205-11

Chemistry	ID (mm) / Length (mm)	10	20	30
C8-120	50		227-31108-01	227-31109-01
	75			227-31109-02
	100		227-31108-02	227-31109-03
	150	227-31107-01	227-31108-03	227-31109-04
	250	227-31107-02	227-31108-04	227-31109-05
C4-300	50		227-31185-01	227-31186-01
	75			227-31186-02
	100		227-31185-02	227-31186-03
	150	227-31184-01	227-31185-03	227-31186-04
	250	227-31184-02	227-31185-04	227-31186-05
Phenyl	50		227-31114-01	227-31115-01
	75			227-31115-02
	100		227-31114-02	227-31115-03
	150	227-31113-01	227-31114-03	227-31115-04
	250	227-31113-02	227-31114-04	227-31115-05
PFPP	50		227-31111-01	227-31112-01
	75			227-31112-02
	100		227-31111-02	227-31112-03
	150	227-31110-01	227-31111-03	227-31112-04
	250	227-31110-02	227-31111-04	227-31112-05

* Main P/Ns are described in the list. Please contact your local representative for columns in dimensions other than listed above.

Shim-pack Scepter EXP Guard Cartridge (Particle size : 1.9 µm, 3 pk)

Chemistry / Dimension	C18-120	HD-C18-80	C18-300	C8-120	C4-300	Phenyl	PFPP
2.1×5 mm	227-31120-01	227-31128-01	227-31206-01	227-31136-01	227-31187-01	227-31158-01	227-31150-01
3.0×5 mm	227-31120-02	227-31128-02	227-31206-02	227-31136-02	227-31187-02	227-31158-02	227-31150-02

* EXP Cartridge holder for Shim-pack Scepter: 227-32041-01

Shim-pack Scepter Analytical Guard Cartridge (5 pk)

Particle Size (µm)	3							
Chemistry / Dimension	C18-120	HD-C18-80	C18-300	C8-120	C4-300	Phenyl	PFPP	Diol-HILIC
2.1×10 mm	227-31121-01	227-31129-01	227-31207-01	227-31137-01	227-31188-01	227-31159-01	227-31151-01	227-31144-01
3.0×10 mm	227-31122-01	227-31130-01	227-31207-03	227-31138-01	227-31189-01	227-31160-01	227-31152-01	227-31145-01
4.0×10 mm	227-31123-01	227-31131-01	227-31207-05	227-31139-01	227-31190-01	227-31161-01	227-31153-01	227-31146-01
2.1×20 mm	227-31121-02	227-31129-02	227-31207-02	227-31137-02	227-31188-02	227-31159-02	227-31151-02	227-31144-02
3.0×20 mm	227-31122-02	227-31130-02	227-31207-04	227-31138-02	227-31189-02	227-31160-02	227-31152-02	227-31145-02
4.0×20 mm	227-31123-02	227-31131-02	227-31207-06	227-31139-02	227-31190-02	227-31161-02	227-31153-02	227-31146-02

Particle Size (µm)	5							
Chemistry / Dimension	C18-120	HD-C18-80	C18-300	C8-120	C4-300	Phenyl	PFPP	Diol-HILIC
2.1×10 mm	227-31124-01	227-31132-01	227-31207-07	227-31140-01	227-31191-01	227-31162-01	227-31154-01	227-31147-01
3.0×10 mm	227-31125-01	227-31133-01	227-31207-09	227-31141-01	227-31192-01	227-31163-01	227-31155-01	227-31148-01
4.0×10 mm	227-31126-01	227-31134-01	227-31207-11	227-31142-01	227-31193-01	227-31164-01	227-31156-01	227-31149-01
2.1×20 mm	227-31124-02	227-31132-02	227-31207-08	227-31140-02	227-31191-02	227-31162-02	227-31154-02	227-31147-02
3.0×20 mm	227-31125-02	227-31133-02	227-31207-10	227-31141-02	227-31192-02	227-31163-02	227-31155-02	227-31148-02
4.0×20 mm	227-31126-02	227-31134-02	227-31207-12	227-31142-02	227-31193-02	227-31164-02	227-31156-02	227-31149-02

* Cartridge holder for Analytical Shim-pack Scepter guard cartridges (10 mm length): 227-31172-03

Shim-pack Scepter Preparative Guard Cartridge (Particle size : 5 µm, 2 pk)

Chemistry / Dimension	C18-120	HD-C18-80	C18-300	C8-120	C4-300	Phenyl	PFPP	Cartridge Holder
10×10 mm	227-31127-01	227-31135-01	227-31207-13	227-31143-01	227-31194-01	227-31165-01	227-31157-01	227-31171-01
20×10 mm	227-31127-02	227-31135-02	227-31207-14	227-31143-02	227-31195-01	227-31165-02	227-31157-02	227-31171-02
30×10 mm	227-31127-03	227-31135-03	227-31207-15	227-31143-03	227-31196-01	227-31165-03	227-31157-03	227-31171-03

Shim-pack Scepter Claris

Chemistry		C18-120			HD-C18-80			C18-300		
Particle Size (µm)	Length (mm) / ID (mm)	2.1	3	4.6	2.1	3	4.6	2.1	3	4.6
1.9	50	227-31210-01			227-31211-01			227-31209-01		
	75									
	100	227-31210-02			227-31211-02			227-31209-02		
	150	227-31210-03			227-31211-03			227-31209-03		
3	50	227-31210-04		227-31210-07	227-31211-04		227-31211-07	227-31209-04		227-31209-07
	75									
	100	227-31210-05		227-31210-08	227-31211-05		227-31211-08	227-31209-05		227-31209-08
	150	227-31210-06		227-31210-09	227-31211-06		227-31211-09	227-31209-06		227-31209-09
	250									
5	50	227-31210-10		227-31210-13	227-31211-10		227-31211-13	227-31209-10		227-31209-13
	75									
	100	227-31210-11		227-31210-14	227-31211-11		227-31211-14	227-31209-11		227-31209-14
	150	227-31210-12		227-31210-15	227-31211-12		227-31211-15	227-31209-12		227-31209-15
	250									

Chemistry		C8-120			C4-300			Phenyl		
Particle Size (µm)	Length (mm) / ID (mm)	2.1	3	4.6	2.1	3	4.6	2.1	3	4.6
1.9	50	227-31212-01			227-31208-01			227-31215-01		
	75									
	100	227-31212-02			227-31208-02			227-31215-02		
	150	227-31212-03			227-31208-03			227-31215-03		
3	50	227-31212-04		227-31212-07	227-31208-04		227-31208-07	227-31215-04		227-31215-07
	75									
	100	227-31212-05		227-31212-08	227-31208-05		227-31208-08	227-31215-05		227-31215-08
	150	227-31212-06		227-31212-09	227-31208-06		227-31208-09	227-31215-06		227-31215-09
	250									
5	50	227-31212-10		227-31212-13	227-31208-10		227-31208-13	227-31215-10		227-31215-13
	75									
	100	227-31212-11		227-31212-14	227-31208-11		227-31208-14	227-31215-11		227-31215-14
	150	227-31212-12		227-31212-15	227-31208-12		227-31208-15	227-31215-12		227-31215-15
	250									

Chemistry		PFPP			Diol-HILIC		
Particle Size (µm)	Length (mm) / ID (mm)	2.1	3	4.6	2.1	3	4.6
1.9	50	227-31214-01			227-31213-01		
	75						
	100	227-31214-02			227-31213-02		
	150	227-31214-03			227-31213-03		
3	50	227-31214-04		227-31214-07	227-31213-04		227-31213-07
	75						
	100	227-31214-05		227-31214-08	227-31213-05		227-31213-08
	150	227-31214-06		227-31214-09	227-31213-06		227-31213-09
	250						
5	50	227-31214-10		227-31214-13	227-31213-10		227-31213-13
	75						
	100	227-31214-11		227-31214-14	227-31213-11		227-31213-14
	150	227-31214-12		227-31214-15	227-31213-12		227-31213-15
	250						

	Scepter Claris
	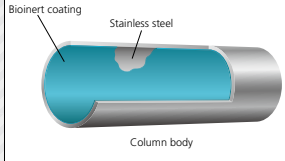
Wetted materials for body	Bioinert coating
Wetted materials for frit	Bioinert coating

Shim-pack Scepter [metal-free]

Chemistry		C18-120			HD-C18-80			C18-300		
Particle Size (µm)	Length (mm) \ ID (mm)	2.1	3	4.6	2.1	3	4.6	2.1	3	4.6
1.9	50	227-31072-01			227-31173-01			227-31204-01		
	75									
	100	227-31072-02			227-31173-02			227-31204-02		
	150							227-31204-03		
3	50	227-31073-01		227-31074-01	227-31077-01		227-31078-01	227-31204-04		227-31204-07
	75									
	100	227-31073-02		227-31074-02	227-31077-02		227-31078-02	227-31204-05		227-31204-08
	150	227-31073-03		227-31074-03			227-31078-03	227-31204-06		227-31204-09
	250									
5	50	227-31075-01		227-31076-01	227-31079-01		227-31080-01	227-31204-10		227-31204-13
	75									
	100	227-31075-02		227-31076-02	227-31079-02		227-31080-02	227-31204-11		227-31204-14
	150			227-31076-03			227-31080-03	227-31204-12		227-31204-15
	250									

Chemistry		C8-120			C4-300			Phenyl		
Particle Size (µm)	Length (mm) \ ID (mm)	2.1	3	4.6	2.1	3	4.6	2.1	3	4.6
1.9	50	227-31166-01			227-31197-01			227-31169-01		
	75									
	100	227-31166-02			227-31197-02			227-31169-02		
	150	227-31166-03			227-31197-03					
3	50	227-31081-01		227-31082-01	227-31198-01		227-31199-01	227-31093-01		227-31094-03
	75									
	100	227-31081-02		227-31082-02	227-31198-02		227-31199-02	227-31093-02		227-31094-01
	150	227-31081-03		227-31082-03	227-31198-03		227-31199-03			227-31094-02
	250									
5	50	227-31083-01		227-31084-01	227-31200-01		227-31201-01	227-31095-01		227-31096-01
	75									
	100	227-31083-02		227-31084-02	227-31200-02		227-31201-02	227-31095-02		227-31096-02
	150	227-31083-03		227-31084-03	227-31200-03		227-31201-03			227-31096-03
	250									

Chemistry		PFPP			Diol-HILIC		
Particle Size (µm)	Length (mm) \ ID (mm)	2.1	3	4.6	2.1	3	4.6
1.9	50	227-31168-01			227-31167-01		
	75						
	100	227-31168-02			227-31167-02		
	150						
3	50	227-31089-01		227-31090-03	227-31085-01		227-31086-01
	75						
	100	227-31089-02		227-31090-01	227-31085-02		227-31086-02
	150			227-31090-02			227-31086-03
	250						
5	50	227-31091-01		227-31092-01	227-31087-01		227-31088-03
	75						
	100	227-31091-02		227-31092-02	227-31087-02		227-31088-01
	150			227-31092-03			227-31088-02
	250						

	Scepter [metal-free]
	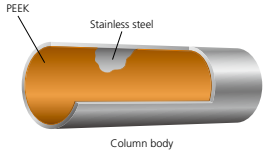
Wetted materials for body	PEEK
Wetted materials for body	PEEK

Shim-pack NovaCore C18-HB

Superficially porous Organic Silica Hybrid Column

Shim-pack NovaCore C18-HB is a core-shell column that utilizes an organic silica hybrid base material. This product features a wide pH tolerance (pH 1 to 12) compared to traditional silica gel-based columns, making it suitable for applications under basic conditions that were previously challenging to address. Additionally, it achieves sharp peaks while suppressing pressure increases during high-speed analysis using packing material particle sizes of 2.6 um. These features are particularly useful for rapid analysis of pharmaceuticals containing many basic compounds.

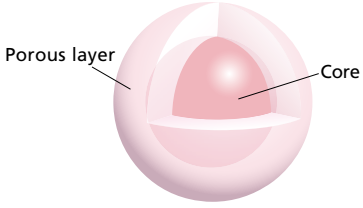

Core-shell column packing material

	C18-HB
Bonded Phase	Octadecyl groups
Chemistry	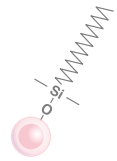
Pore Size	10 nm
Surface Area	200 m^2/g
Carbon Loading	11%
Endcapping	○
Column hardware	Stainless (SUS)
Usable pH range	1-12
Common temperature	20 - 40 °C
Maximum temperature	60 °C*

*The upper temperature limit is 60 °C, but using it at conditions where the pH of mobile phase exceeds 8 at 60 °C will accelerate the degradation rate of the column.

Features of Shim-pack NovaCore

- Utilizing a core-shell type organic silica hybrid, it supports high pH conditions
- Sharp peaks and low column back pressure characteristic of core-shell technology
- Scalability that is beneficial for method development and method transfer

Analysis Examples

Analysis Example with Basic Mobile Phase

Thanks to the high pH durability of the organic silica hybrid substrate, it is possible to analyze basic compounds without using ion-pair reagents while maintaining high retention performance.

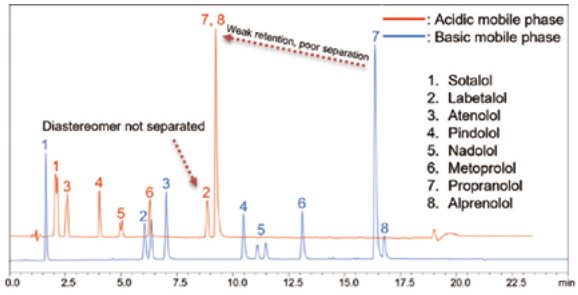

Conditions

Column : Shim-pack NovaCore C18-HB (150 mm ×4.6 mm I.D., 5 µm) P/N: 227-32903-11
Mobile phase : acidic conditions
A) 0.1 % Formic Acid in Water
B) 0.1 % Formic Acid in MeOH
basic conditions
A) 10 mmol Ammonium Bicarbonate pH 10.41
B) MeOH
Flow rate : 1.5 mL/min
Column temp. : Ambient
Detection : UV 230 nm
Injection volume : 1 µL

Analysis Example with Increased Speed Using Existing Methods

Compared to fully porous columns with the same particle size, the core-shell column Shim-pack NovaCore C18-HB provides faster and sharper peaks.

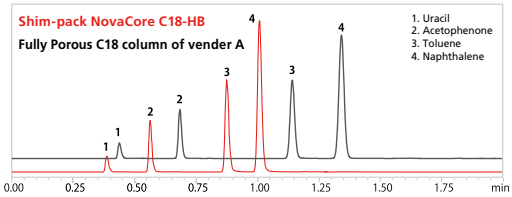

Comparison of Shim-pack NovaCore C18-HB (Core-Shell Column) and Other Companies' Fully Porous C18 Column

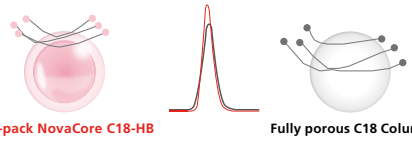

■ **Conditions**

Column	: Shim-pack NovaCore C18-HB (100 mm ×2.1 mm I.D., 1.7 µm) P/N: 227-32901-05 Fully Porous C18 Column (100 mm ×2.1 mm I.D., 1.7 µm)
Mobile phase	: Acetonitrile/H2O=65/35 (v/v)
Flow rate	: 0.5 mL/min
Column temp.	: 40 °C
Detection	: UV 254 nm
Injection volume	: 1 µL

Analysis Example with Increased Speed Through Method Transfer

With a wide range of filler particle sizes and column sizes, we can support a smooth method transfer between HPLC and UHPLC.

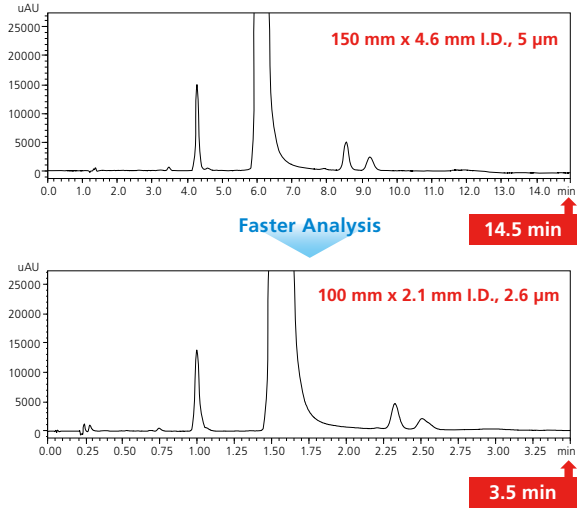

■ **HPLC Conditions**

Column	: Shim-pack NovaCore C18-HB (150 mm ×4.6 mm I.D., 5 µm) P/N: 227-32903-11
Mobile phase	: 25 mmol/L Phosphate (Na) buffer (pH 2.5)/ Acetonitrile =65/35 (v/v)
Flow rate	: 1.0 mL/min
Column temp.	: 40 °C
Detection	: PDA 254 nm
Injection volume	: 20 µL
Sample	: Ketoprofen

■ **UHPLC Conditions**

Column	: Shim-pack NovaCore C18-HB (100 mm ×2.1 mm I.D., 2.6 µm) P/N: 227-32902-04
Mobile phase	: 25 mmol/L Phosphate (Na) buffer (pH 2.5)/ Acetonitrile =65/35 (v/v)
Flow rate	: 0.8 mL/min
Column temp.	: 40 °C
Detection	: PDA 254 nm
Injection volume	: 4 µL
Sample	: Ketoprofen

Order Information

Analytical Column

Particle size (µm)	I.D. (mm) / Length(mm)	1	2.1	3	4.6
1.7	50	227-32901-01	227-32901-04	-	-
	100	227-32901-02	227-32901-05	-	-
	150	227-32901-03	227-32901-06	-	-
2.6	20	-	227-32902-01	-	-
	30	-	227-32902-02	227-32902-06	227-32902-10
	50	-	227-32902-03	227-32902-07	227-32902-11
	100	-	227-32902-04	227-32902-08	227-32902-12
	150	-	227-32902-05	227-32902-09	227-32902-13
	250	-	-	-	227-32902-14
5	30	-	227-32903-01	227-32903-05	-
	50	-	227-32903-02	227-32903-06	227-32903-09
	100	-	227-32903-03	227-32903-07	227-32903-10
	150	-	227-32903-04	227-32903-08	227-32903-11
	250	-	-	-	227-32903-12

Guard Column

I.D. (mm) / Particle size (µm)	5	Holder
2.1	227-32904-01	
3.0	227-32904-02	227-32904-04
4.6	227-32904-03	

Shim-pack Velox™ Series

Maximize LC Separation Performance with Core Shell Technology

Designed to maximize performance of LC systems, Shimadzu's Shim-pack Velox columns with core shell technology enable you to achieve increased separations and faster analysis times on any LC platform.
Whether developing a high efficiency LC separation method, transferring an existing method for increased throughput while maintaining resolution, or are trying to improve the resolution of a complex separation, Shim-pack Velox columns will satisfy your needs.
Column ruggedness is critical to any LC analysis and Shim-pack Velox core-shell columns deliver excellent column lifetime for even the most challenging sample matrices.



Shim-pack Velox column will deliver

- Increased resolution with maximum efficiency → improving separation and detection
- Faster separation without sacrificing performance → maximizing laboratory productivity and reducing cost of analysis
- Increased sample throughput → reducing overall analysis time
- Superior ruggedness → reducing cost of analysis
- Excellent reproducibility → maintaining analysis and data integrity

Column Chemistries

Combining highly efficient core shell particle technology with a wide range of surface chemistries provides you with the best opportunity for optimal resolution. With different chemistry characteristics, Shim-pack Velox columns are suitable for use in a wide variety of applications and challenging separations.

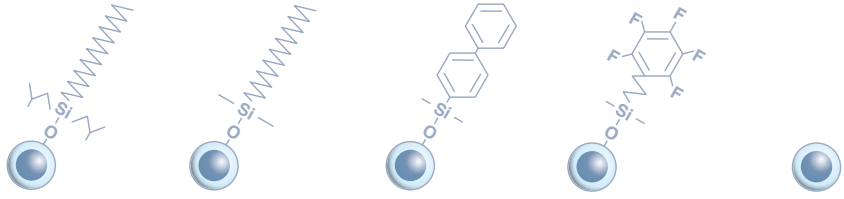

		SP-C18	C18	Biphenyl	PFPP	HILIC
USP Classification		L1	L1	L11	L43	L3
Bonded Phase		Sterically protected octadecyl groups	Octadecyl groups	Biphenyl groups	Pentafluorophenyl propyl groups	None
Features		Sterically protected to regist strongly acidic mobile phase	General purpose core shell column for RP chromatography	Enhanced separation of aromatic compounds	Alterative selectivity to C18 columns	Increased retention of polar analytes
Particle Size		1.8, 2.7, 5	1.8, 2.7, 5	1.8, 2.7, 5	1.8, 2.7, 5	2.7
Pore size (Å)		90	90	90	90	90
Suraface Area	1.8 µm	125 m^2/g	125 m^2/g	125 m^2/g	125 m^2/g	
	2.7 µm	130 m^2/g	130 m^2/g	130 m^2/g	130 m^2/g	130 m^2/g
	5 µm	100 m^2/g	100 m^2/g	100 m^2/g	100 m^2/g	
Carbon Load	1.8 µm	7 %	9 %	7 %	4 %	
	2.7 µm	7 %	7 %	7 %	4 %	N/A
	5 µm	5 %	5 %	5 %	3 %	
End-Cap		No	YES	Yes	No	N/A
pH range		1.0-8.0	2.0-8.0	1.5-8.0	2.0-8.0	2.0-8.0
Max Pressure	1.8 µm	100 MPa*	100 MPa*	100 MPa*	100 MPa*	
	2.7 µm	60 MPa	60 MPa	60 MPa	60 MPa	60 MPa
	5 µm	40 MPa	40 MPa	40 MPa	40 MPa	

* For maximum lifetime, recommended maximum pressure for 1.8 µm particles is 80 MPa.

Analysis Examples

Method Transfer for Cyanocobalamin Analysis within the USP Allowable Adjustment

The assay of cyanocobalamin (a synthetic form of vitamin B12) with 5 µm fully-porous ODS column described in the USP monograph is transferred to a new method with Shim-pack Velox C18 2.7 µm column, within USP allowable adjustments. Analytical time and solvent consumption can be saved with transferred methods while meeting the requirements of system suitability.

USP requirement of Chromatography <621>

When the column size is changed, the following conditions should be met;

1) *L/dp* ratio: within -25 % to +50 %

or

Number of theoretical plates (*N*): within -25 % to +50 % (For SPP)

2) Flow rate: *Based on particle size and internal diameter and ±50 %

$$* F^2 = F^1 \times \frac{dc^{22} \times dp^1}{dc^{12} \times dp^2}$$

L :Column length
dp :Particle size
F :Flow rate
dc :Internal diameter of the column

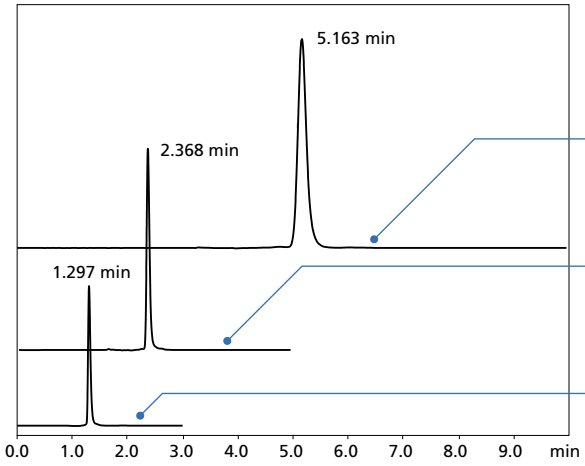

Original Method
Shim-pack VP-ODS (150 mm × 4.6 mm I.D., 5 µm)
Flow rate: 0.50 mL/min
Injection Volume: 100 µL
Column temperature: 25 °C
Detection: UV 361 nm

Faster Method
Shim-pack Velox C18 (100 mm × 4.6 mm I.D., 2.7 µm)
Flow rate: 0.50 mL/min
Injection Volume: 67 µL
Column temperature: 25 °C
Detection: UV 361 nm

Optimized Method
Shim-pack Velox C18 (100 mm × 4.6 mm I.D., 2.7 µm)
Flow rate: 0.93 mL/min
Injection Volume: 67 µL
Column temperature: 25 °C
Detection: UV 361 nm

Column	*L/dp*	Flow rate (mL/min)	*N*	System suitability test result (Requirement: %RSD < 2.0 %)
VP-ODS (150 mm × 4.6 mm I.D., 5 µm)	30,000	0.50	5,244	tR: 0.025 % Area: 0.175 % (n=6)
Velox C18 (100 mm × 4.6 mm I.D., 2.7 µm)	37,037 (+23 %)	0.50	9,497 (+81 %)	tR: 0.035 % Area: 0.103 % (n=6)
		0.93	4,466 (-15 %)	tR: 0.084 % Area: 0.220 % (n=6)

Separating the Structural Isomers

Even under the condition where 56 drugs of abuse and metabolites in human urine are quantitated within 10 minutes, two structural isomers, amobarmital and pentobarbital, which have been historically difficult to separate due to their similarity in chemical structures, could be relatively well resolved with shim-pack Velox Biphenyl column.

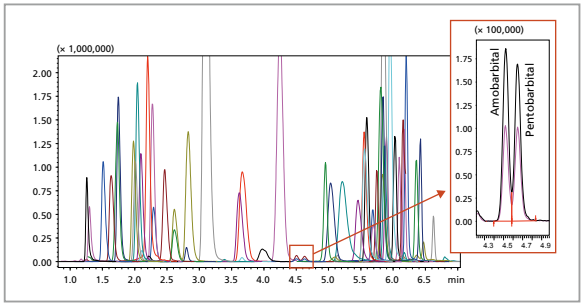

Chromatogram of 56 compounds in human urine spiked at the cut off concentration

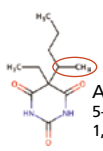

Amobarbital
5-ethyl-5-(3-methylbutyl)-1,3-diazinane-2,4,6-trione

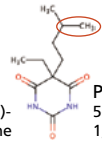

Pentobarbital
5-ethyl-5-pentan-2-yl-1,3-diazinane-2,4,6-trione

System : Nexera UHPLC System / LCMS-8050
Column : Shim-pack Velox Biphenyl 100 mm × 2.1 mm I.D., 2.7 µm (PN: 227-32015-03)
Flow rate : 0.5 mL/min
Mobile phase : A) 0.15 mM ammonium fluoride in water
B) Methanol
Gradient : 20 %B (0 min) →48 %B (1.5 min) →53 %B (4 min) →100 %B (6 min - 7.5 min) →20 %B (7.51 min - 9.5 min)
Column temp. : 30 °C
Sample preparation:
Enzymatically hydrolyzed human urine was spiked with target compounds between 10 - 1000 % of the required cut off concentration.
Samples were subsequently diluted 5x with 0.1 % formic acid.

Order Information

Shim-pack Velox 1.8 µm

Chemistry	SP-C18		C18		Biphenyl		PFPP	
I.D. (mm) / Length(mm)	2.1	3.0	2.1	3.0	2.1	3.0	2.1	3.0
30	227-32001-01	227-32002-03	227-32007-01		227-32013-01		227-32019-01	
50	227-32001-02	227-32002-01	227-32007-02	227-32008-01	227-32013-02	227-32014-01	227-32019-02	227-32020-01
100	227-32001-03	227-32002-02	227-32007-03	227-32008-02	227-32013-03	227-32014-02	227-32019-03	227-32020-02
150	227-32001-04		227-32007-04		227-32013-04		227-32019-04	

Shim-pack Velox 2.7 µm

Chemistry	SP-C18			C18			Biphenyl		
I.D. (mm) / Length(mm)	2.1	3.0	4.6	2.1	3.0	4.6	2.1	3.0	4.6
30	227-32003-01	227-32004-01	227-32005-01	227-32009-01	227-32010-01	227-32011-01	227-32015-01	227-32016-01	227-32017-01
50	227-32003-02	227-32004-02	227-32005-02	227-32009-02	227-32010-02	227-32011-02	227-32015-02	227-32016-02	227-32017-02
100	227-32003-03	227-32004-03	227-32005-03	227-32009-03	227-32010-03	227-32011-03	227-32015-03	227-32016-03	227-32017-03
150	227-32003-04	227-32004-04	227-32005-04	227-32009-04	227-32010-04	227-32011-04	227-32015-04	227-32016-04	227-32017-04

Chemistry	PFPP			HILIC		
I.D. (mm) / Length(mm)	2.1	3.0	4.6	2.1	3.0	4.6
30	227-32021-01	227-32022-01	227-32023-01	227-32025-01		
50	227-32021-02	227-32022-02	227-32023-02	227-32025-02	227-32026-01	227-32027-01
100	227-32021-03	227-32022-03	227-32023-03	227-32025-03	227-32026-02	227-32027-02
150	227-32021-04	227-32022-04	227-32023-04	227-32025-04	227-32026-03	227-32027-03

Shim-pack Velox 5 µm

Chemistry	SP-C18	C18	Biphenyl	PFPP
I.D. (mm) / Length(mm)	4.6			
50	227-32005-01	227-32012-01	227-32018-01	227-32024-01
100	227-32005-02	227-32012-02	227-32018-02	227-32024-02
150	227-32005-03	227-32012-03	227-32018-03	227-32024-03
250	227-32005-04	227-32012-04	227-32018-04	227-32024-04

Shim-pack Velox Guard Column Cartridge (3/pk)

Type	UHPLC				2.7 µm				
I.D. (mm)	SP-C18	C18	Biphenyl	PFPP	SP-C18	C18	Biphenyl	PFPP	HILIC
2.1	227-32028-01	227-32031-01	227-32034-01	227-32037-01	227-32029-01	227-32032-01	227-32035-01	227-32038-01	227-32040-01
3.0	227-32028-02	227-32031-02	227-32034-02	227-32037-02	227-32029-02	227-32032-02	227-32035-02	227-32038-02	227-32040-02
4.6	-	-	-	-	227-32029-03	227-32032-03	227-32035-03	227-32038-03	227-32040-03
Type	5 µm								
I.D. (mm)	SP-C18	C18	Biphenyl	PFPP					
4.6	227-32030-01	227-32033-01	227-32036-01	227-32039-01					

Shim-pack Velox UHPLC Precolumn Filter (0.2 µm)

Part No. 1 pack	227-32042-01
Part No. 5 pack	227-32042-02
Part No. 10 pack	227-32042-03

Shim-pack EXP Guard Column

Free-turning architecture lets you change cartridges by hand without breaking inlet / outlet fluid connections — no tools needed.

Guard column cartridges require Shim-pack EXP Direct Connect Holder (227-32041-01)

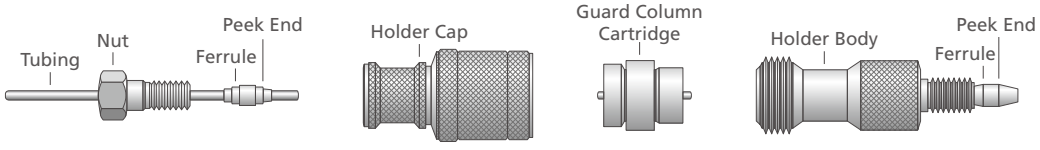

Shim-pack Velox UHPLC Precolumn Filter (0.2 µm)

To minimize extra column volume and maximize UHPLC sample throughput with SPE, SLE, or other sample preparation techniques, pair 1.8 µm Shim-pack Velox UHPLC columns with an Shim-pack Velox UHPLC Precolumn filter instead of a guard cartridge.

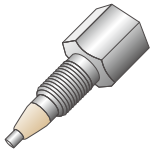

Shim-pack G Series

Fully Porous Silica Particle Based Column Series

Shim-pack GIST Series ~ High Inert & Highly Stable Fully Porous Silica Column Series ~

- Excellent peak shape and stability achieved by using uniquely modified high purity fully porous silica particles
- Excellent lot to lot reproducibility

	Shim-pack GIST							
	Reversed Phase						HILIC	
	C18	C18-AQ	C8	Phenyl	Pneyl-Hexyl	PFPP	Amide	NH2
Chemistry				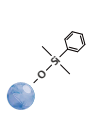	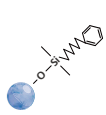	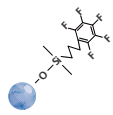	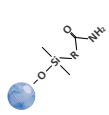	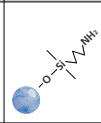
Bonded Phase	Octadecyl groups	Octadecyl groups	Octyl groups	Phenyl groups	Phenyl-Hexyl groups	Pentafluorophenylpropyl groups	Carbamoyl groups	Aminopropyl groups
Features	Ultra-high inertness and high stability	Excellent retentivity of highly polar compounds	Ultra-high inertness and high stability	Extremly strong π-π interactions	Alternative selectivity to C18 columns	Excellent retentivity of highly polar base	First choice HILIC column	Sugar analysis
Particle Size (μm)	2, 3, 5	1.9, 3, 5	2, 3, 5	2, 3, 5	3, 5	3, 5	1.9, 3, 5	3, 5
Pore Size (nm)	10	10	10	10	10	10	10	10
Surface Area (m^2/g)	350	350	350	350	350	350	350	350
Carbon Loading (%)	14	13	8	10	9	10	15	7
End Cap	Yes	Yes	Yes	No	Yes	Yes	No	No
pH Range	1-10	1-10	1-10	2-7.5	1-10	2-7.5	2-8.5	2-7.5
USP Code	L1	L1	L7	L11	L11	L43	L68	L8

Shim-pack GISS Series

~ High Speed Analysis with High Inertness and High Stability ~

- Optimization of surface area of the inert fully porous silica using wider pore sizes provides rapid separation with excellent peak shapes

Shim-pack GIS Series

~ High Surface Area Fully Porous Silica ~

- Shim-pack GIS C18 is a fully porous high surface area column offering high retention and suitable fore preparative purification application.

	Shim-pack GISS	Shim-pack GIS					
	Reversed Phase	Reversed Phase			Normal Phase/RP		HILIC
	C18	C18	C18-P	RP-Shield	CN	SIL	HILIC
Chemistry		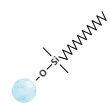	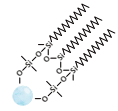		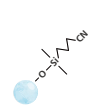		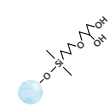
Bonded Phase	Octadecyl groups	Octadecyl groups	Octadecyl groups	Octadecyl groups	Cyanopropryl groups	-	Diol groups
Features	High speed analysis with ultra-high inertness and high stability	High retentivity, lower column back pressure, high inertness	High steric selectivity	Embedded with a polar functional group	Suitable in either reversed phase or normal phase mode	Suitable in either reversed phase or normal phase mode	Ideal for the separation of highly polar basic compounds
Particle Size (μm)	1.9, 3, 5	2, 3, 4, 5, 10	3, 5	5	3, 5	3, 5	3, 5
Pore Size (nm)	20	10	10	10	10	10	10
Surface Area (m^2/g)	200	450	450	450	450	450	450
Carbon Loading (%)	9	15	29	9	14	-	20
End Cap	Yes	Yes	No	No	No	No	No
pH Range	1-10	2-7.5	2-7.5	2-7.5	2-7.5	2-7.5	2-7.5
USP Code	L1	L1	L1	L1	L10	L3	L20

Shim-pack GIST C18

Ultra-High Inertness, High Stability

Shim-pack GIST C18 has superior inertness, which improves analysis precision and increases column stability. In addition, it can be used to analyze strong ionic compounds and difficult to absorb samples, which helps to obtain symmetrical peaks and high reproducibility.
Furthermore, because of the new silica gel, Shim-pack GIST C18 is suitable for wider pH (1-10) analysis at a consistent performance. This enables use of a silica-based column under alkaline conditions.

Bonded Phase	Octadecyl groups
Particle Size	2 µm, 3 µm, 5 µm
Pore Size	10 nm
Surface Area	350 m^2/g
Carbon Loading	14 %
End-capping	Yes
pH Range	1 - 10
USP Code	L1

Analysis Examples

Nine Pesticides on a Golf Course

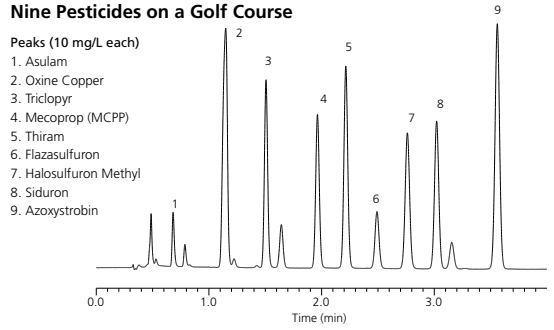

Conditions
Column : Shim-pack GIST-HP C18 (150 mm × 3.0 mm I.D., 3 µm) (P/N: 227-30040-05)
Mobile phase : A) 50 mmol/L Monopotassium phosphate buffer solution (pH 3.5)
B) Acetonitrile
40%B (0 min)→60%B (4 min)
Flow rate : 1.5 mL/min
Column temp. : 40 °C
Detection : UV 235 nm
Injection volume : 5.0 µL

Nucleoside and Nucleic acid base

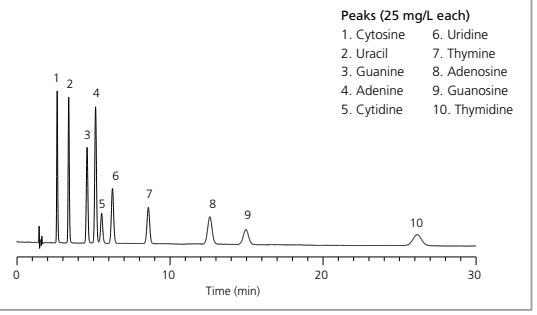

Conditions
Column : Shim-pack GIST C18 (150 mm × 4.6 mm I.D., 5 µm) (P/N: 227-30017-07)
Mobile phase : 0.1 mol/L Ammonium phosphate, 0.2 mol/L Sodium perchlorate buffer solution (pH 2.0)
Flow rate : 1.0 mL/min
Column temp. : 40 °C
Detection : UV 260 nm
Injection volume : 1 µL

Analytical Columns

Particle Size (µm)	Length (mm) \ I.D. (mm)	1.0	1.5	2.1	3.0	4.0	4.6
3	20	-	-	227-30008-01	227-30009-01	227-30010-01	227-30011-01
	30	227-30006-01	227-30007-01	227-30008-02	227-30009-02	227-30010-02	227-30011-02
	50	227-30006-02	227-30007-02	227-30008-03	227-30009-03	227-30010-03	227-30011-03
	75	227-30006-03	227-30007-03	227-30008-04	227-30009-04	227-30010-04	227-30011-04
	100	227-30006-04	227-30007-04	227-30008-05	227-30009-05	227-30010-05	227-30011-05
	125	-	-	227-30008-06	227-30009-06	227-30010-06	227-30011-06
	150	227-30006-05	227-30007-05	227-30008-07	227-30009-07	227-30010-07	227-30011-07
	250	227-30006-06	227-30007-06	227-30008-08	227-30009-08	227-30010-08	227-30011-08
5	20	-	-	227-30014-01	227-30015-01	227-30016-01	227-30017-01
	30	227-30012-01	227-30013-01	227-30014-02	227-30015-02	227-30016-02	227-30017-02
	50	227-30012-02	227-30013-02	227-30014-03	227-30015-03	227-30016-03	227-30017-03
	75	227-30012-03	227-30013-03	227-30014-04	227-30015-04	227-30016-04	227-30017-04
	100	227-30012-04	227-30013-04	227-30014-05	227-30015-05	227-30016-05	227-30017-05
	125	-	-	227-30014-06	227-30015-06	227-30016-06	227-30017-06
	150	227-30012-05	227-30013-05	227-30014-07	227-30015-07	227-30016-07	227-30017-07
	250	227-30012-06	227-30013-06	227-30014-08	227-30015-08	227-30016-08	227-30017-08

Cartridge Guard Columns

Particle Size (µm)	I.D. (mm) / Length (mm)	Cartridge Guard Column (2 pcs)				Holder
		1.0	1.5	3.0	4.0	
3	10	227-30023-01	227-30024-01	227-30025-01	227-30027-01	227-30532-01
	20	-	-	227-30026-01	227-30028-01	227-30532-02
5	10	227-30029-01	227-30030-01	227-30031-01	227-30032-03	227-30532-01
	20	-	-	227-30032-01	227-30033-01	227-30532-02

Particle Size (µm)	I.D. (mm) / Length (mm)	Cartridge Guard Column (2 pcs) and Holder			
		1.0	1.5	3.0	4.0
3	10	227-30023-02	227-30024-02	227-30025-02	227-30027-02
	20	-	-	227-30026-02	227-30028-02
5	10	227-30029-02	227-30030-02	227-30031-02	227-30032-04
	20	-	-	227-30032-02	227-30033-02

Analytical Columns (High-Pressure Series)

Particle Size (µm)	I.D. (mm) / Length (mm)	2.1	3.0	4.6	Pressure Tolerance (MPa)
2	30	227-30001-01	227-30002-01	-	80
	50	227-30001-02	227-30002-02	-	
	75	227-30001-03	227-30002-03	-	
	100	227-30001-04	227-30002-04	-	
	150	227-30001-05	227-30002-05	-	
3	30	227-30039-01	227-30040-01	227-30041-01	50
	50	227-30039-02	227-30040-02	227-30041-02	
	75	227-30039-03	227-30040-03	227-30041-03	
	100	227-30039-04	227-30040-04	227-30041-04	
	150	227-30039-05	227-30040-05	227-30041-05	
	250	227-30039-06	227-30040-06	227-30041-06	

Cartridge Guard Columns (High-Pressure Series)

Particle Size (µm)	I.D. (mm) / Length (mm)	Cartridge Guard Column (2 pcs)			Pressure Tolerance (MPa)	Holder
		1.5	2.1	3.0		
2	10	227-30042-01	227-30043-01	227-30044-01	80	227-30533-01
3	10	227-30045-01	227-30046-01	227-30047-01		

Particle Size (µm)	I.D. (mm) / Length (mm)	Cartridge Guard Column (2 pcs) and Holder			Pressure Tolerance (MPa)
		1.5	2.1	3.0	
2	10	227-30042-02	227-30043-02	227-30044-02	80
3	10	227-30045-02	227-30046-02	227-30047-02	

Pre-column Type Guard Columns (High-Pressure Series)

Particle Size (µm)	I.D. (mm) / Length (mm)	2.1	3.0	4.6	Pressure Tolerance (MPa)
2	30	227-30771-01	227-30772-01	227-30773-01	80
3		227-30774-01	227-30775-01	227-30776-01	50

Preparative Columns

Particle Size (µm)	I.D. (mm) / Length (mm)	6.0	7.6	10	14	20
5	50	227-30018-01	227-30019-01	227-30020-01	227-30021-01	227-30022-01
	100	227-30018-02	227-30019-02	227-30020-02	227-30021-02	227-30022-02
	150	227-30018-03	227-30019-03	227-30020-03	227-30021-03	227-30022-03
	250	227-30018-04	227-30019-04	227-30020-04	227-30021-04	227-30022-04

Preparative Guard Columns (Packed Column Type)

Particle Size (µm)	I.D. (mm) / Length (mm)	6.0	7.6	10	14	20
5	50	227-30034-01	227-30035-01	227-30036-01	227-30037-01	227-30038-01

Shim-pack GIST C18-AQ

Excellent Retentivity of Highly Polar Compounds

Shim-pack GIST C18-AQ achieves strong retention of hydrophilic highly polar compounds compared to general C18 columns, while maintaining high inertness and durability in highly or 100 % aqueous mobile phases.
Shim-pack GIST C18-AQ is also able to reduce the absorption of basic and acidic compounds and achieve superior peak shapes in the analysis of metal complexes.

Bonded Phase	Octadecyl groups
Particle Size	1.9 µm, 3 µm, 5 µm
Pore Size	10 nm
Surface Area	350 m^2/g
Carbon Loading	13 %
End-capping	Yes
pH Range	1 - 10
USP Code	L1

Analysis Example

Analysis of Polar Peptides

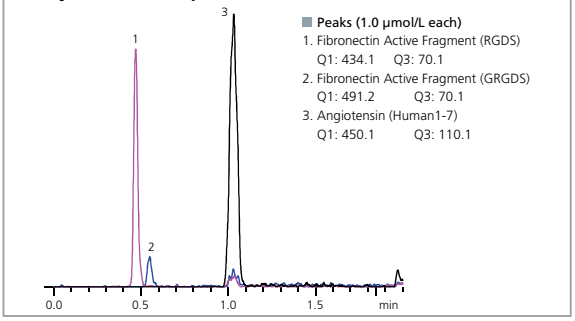

Conditions
Column : Shim-pack GIST C18-AQ (100 mm × 2.1 mm I.D., 1.9 µm) (P/N: 227-30807-02)
Mobile phase : A) 0.1 % Formic acid in Water
B) Acetonitrile
0%B (0-0.5 min)→85%B (1.5 min)→0%B (1.52-2.5 min)
Flow rate : 0.8 mL/min
Column temp. : 40 °C
Detection : LC/MS/MS (LCMS-8030, ESI, Positive, SRM)
Injection volume : 2 µL

Analysis of Catechin

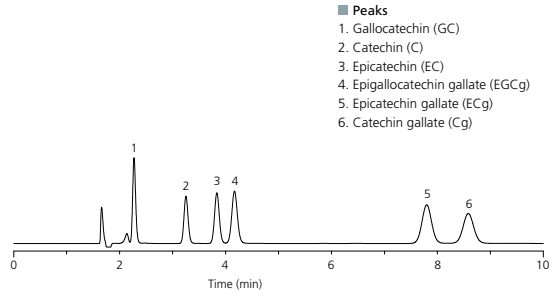

Conditions
Column : Shim-pack GIST C18-AQ (150 mm × 4.6 mm I.D., 5 µm) (P/N: 227-30742-07)
Mobile phase : A) 0.1 % Formic acid in Water
B) Acetonitrile
A/B = 80/20 (v/v)
Flow rate : 1.0 mL/min
Column temp. : 40 °C
Detection : UV 280 nm

Analytical Columns

Particle Size (µm)	Length (mm) \ I.D. (mm)	1.0	1.5	2.1	3.0	4.0	4.6
3	20	-	-	227-30721-01	227-30722-01	227-30723-01	227-30724-01
	30	227-30719-01	227-30720-01	227-30721-02	227-30722-02	227-30723-02	227-30724-02
	50	227-30719-02	227-30720-02	227-30721-03	227-30722-03	227-30723-03	227-30724-03
	75	227-30719-03	227-30720-03	227-30721-04	227-30722-04	227-30723-04	227-30724-04
	100	227-30719-04	227-30720-04	227-30721-05	227-30722-05	227-30723-05	227-30724-05
	125	-	-	227-30721-06	227-30722-06	227-30723-06	227-30724-06
	150	227-30719-05	227-30720-05	227-30721-07	227-30722-07	227-30723-07	227-30724-07
	250	227-30719-06	227-30720-06	227-30721-08	227-30722-08	227-30723-08	227-30724-08
5	20	-	-	227-30739-01	227-30740-01	227-30741-01	227-30742-01
	30	227-30737-01	227-30738-01	227-30739-02	227-30740-02	227-30741-02	227-30742-02
	50	227-30737-02	227-30738-02	227-30739-03	227-30740-03	227-30741-03	227-30742-03
	75	227-30737-03	227-30738-03	227-30739-04	227-30740-04	227-30741-04	227-30742-04
	100	227-30737-04	227-30738-04	227-30739-05	227-30740-05	227-30741-05	227-30742-05
	125	-	-	227-30739-06	227-30740-06	227-30741-06	227-30742-06
	150	227-30737-05	227-30738-05	227-30739-07	227-30740-07	227-30741-07	227-30742-07
	250	227-30737-06	227-30738-06	227-30739-08	227-30740-08	227-30741-08	227-30742-08

Cartridge Guard Columns

Particle Size (µm)	I.D. (mm) / Length (mm)	Cartridge Guard Column (2 pcs)				Holder
		1.0	1.5	3.0	4.0	
3	10	227-30731-01	227-30732-01	227-30733-01	227-30735-01	227-30532-01
	20	-	-	227-30734-01	227-30736-01	227-30532-02
5	10	227-30759-01	227-30760-01	227-30761-01	227-30763-01	227-30532-01
	20	-	-	227-30762-01	227-30764-01	227-30532-02

Particle Size (µm)	I.D. (mm) / Length (mm)	Cartridge Guard Column (2 pcs) and Holder			
		1.0	1.5	3.0	4.0
3	10	227-30731-02	227-30732-02	227-30733-02	227-30735-02
	20	-	-	227-30734-02	227-30736-02
5	10	227-30759-02	227-30760-02	227-30761-02	227-30763-02
	20	-	-	227-30762-02	227-30764-02

Analytical Columns (High-Pressure Series)

Particle Size (µm)	I.D. (mm) / Length (mm)	2.1	3.0	4.6	Pressure Tolerance (MPa)
1.9	50	227-30807-01	227-30808-01	-	80
	100	227-30807-02	227-30808-02	-	
	150	227-30807-03	227-30808-03	-	
3	30	-	227-30766-01	227-30767-01	50
	50	227-30765-01	227-30766-02	227-30767-02	
	75	227-30765-02	227-30766-03	227-30767-03	
	100	227-30765-03	227-30766-04	227-30767-04	
	150	227-30765-04	227-30766-05	227-30767-05	
	250	227-30765-05	227-30766-06	227-30767-06	

Cartridge Guard Columns (High-Pressure Series)

Particle Size (µm)	I.D. (mm) / Length (mm)	Cartridge Guard Column (2 pcs)			Pressure Tolerance (MPa)	Holder
		1.5	2.1	3.0		
1.9	10	227-30809-01	227-30810-01	227-30811-01	80	227-30533-01
3	10	227-30768-01	227-30769-01	227-30770-01		

Particle Size (µm)	I.D. (mm) / Length (mm)	Cartridge Guard Column (2 pcs) and Holder			Pressure Tolerance (MPa)
		1.5	2.1	3.0	
1.9	10	227-30809-02	227-30810-02	227-30811-02	80
3	10	227-30768-02	227-30769-02	227-30770-02	

Pre-column Type Guard Columns (High-Pressure Series)

Particle Size (µm)	I.D. (mm) / Length (mm)	2.1	3.0	4.6	Pressure Tolerance (MPa)
3	30	227-30801-01	227-30802-01	227-30803-01	50

Preparative Columns

Particle Size (µm)	I.D. (mm) / Length (mm)	6.0	7.6	10	14	20
5	50	227-30743-01	227-30744-01	227-30745-01	227-30746-01	227-30747-01
	100	227-30743-02	227-30744-02	227-30745-02	227-30746-02	227-30747-02
	150	227-30743-03	227-30744-03	227-30745-03	227-30746-03	227-30747-03
	250	227-30743-04	227-30744-04	227-30745-04	227-30746-04	227-30747-04

Preparative Guard Columns (Packed Column Type)

Particle Size (µm)	I.D. (mm) / Length (mm)	6.0	7.6	10	14	20
5	50	227-30748-01	227-30749-01	227-30750-01	227-30751-01	227-30752-01

Shim-pack GISS C18

Ideal for Rapid Analysis

Shim-pack GISS C18 maintains the same ultra-high inertness and wider pH range as the Shim-pack GIST C18, while providing rapid separations with symmetrical peaks.
The optimization of surface area, pore size and chemical bonding delivers superior peak shapes. It is ideal for LC/MS/MS analysis and enables MS-compatible buffers to be used due to extremely inert silica gel.

Bonded Phase	Octadecyl groups
Particle Size	1.9 µm, 3 µm, 5 µm
Pore Size	20 nm
Surface Area	200 m^2/g
Carbon Loading	9 %
End-capping	Yes
pH Range	1 - 10
USP Code	L1

Analysis Example

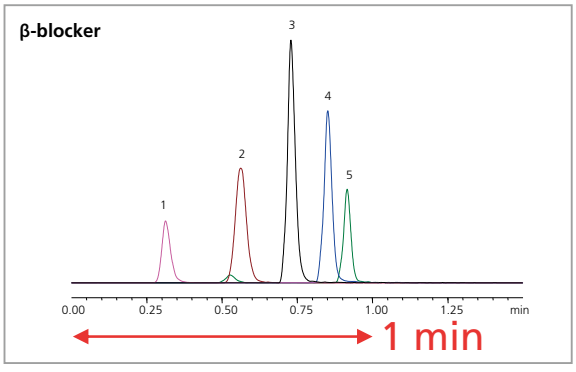

Peaks (100 µg/L each)

	Q1 > Q3
1. Acebutolol	: 337.10 > 116.05 (+)
2. Atenolol	: 267.25 > 145.00 (+)
3. Labetalol	: 329.00 > 161.95 (+)
4. Nadolol	: 310.05 > 254.00 (+)
5. Pindolol	: 249.80 > 116.00 (+)

Conditions

Column	: Shim-pack GISS C18 (50 mm × 2.1 mm I.D., 1.9 µm) (P/N: 227-30048-01)
Mobile phase	: A) 10 mmol/L Ammonium formate in Water B) 10 mmol/L Ammonium formate in Methanol 30%B (0-0.3 min)→60%B (0.8 min)→100%B (0.9 min)→30%B (0.91-1.4 min)
Flow rate	: 0.6 mL/min
Column temp.	: 40 °C
Detection	: LC/MS/MS (ESI, Positive, Negative MRM)

Analytical Columns

Particle Size (µm)	Length (mm) \ I.D. (mm)	1.0	1.5	2.1	3.0	4.0	4.6
3	30	227-30050-01	227-30051-01	227-30052-01	227-30053-01	227-30054-01	227-30055-01
	50	227-30050-02	227-30051-02	227-30052-02	227-30053-02	227-30054-02	227-30055-02
	75	227-30050-03	227-30051-03	227-30052-03	227-30053-03	227-30054-03	227-30055-03
	100	227-30050-04	227-30051-04	227-30052-04	227-30053-04	227-30054-04	227-30055-04
	125	-	-	227-30052-05	227-30053-05	227-30054-05	227-30055-05
	150	227-30050-05	227-30051-05	227-30052-06	227-30053-06	227-30054-06	227-30055-06
	250	227-30050-06	227-30051-06	227-30052-07	227-30053-07	227-30054-07	227-30055-07
5	30	227-30056-01	227-30057-01	227-30058-01	227-30059-01	227-30060-01	227-30061-01
	50	227-30056-02	227-30057-02	227-30058-02	227-30059-02	227-30060-02	227-30061-02
	75	227-30056-03	227-30057-03	227-30058-03	227-30059-03	227-30060-03	227-30061-03
	100	227-30056-04	227-30057-04	227-30058-04	227-30059-04	227-30060-04	227-30061-04
	125	-	-	227-30058-05	227-30059-05	227-30060-05	227-30061-05
	150	227-30056-05	227-30057-05	227-30058-06	227-30059-06	227-30060-06	227-30061-06
	250	227-30056-06	227-30057-06	227-30058-07	227-30059-07	227-30060-07	227-30061-07

Cartridge Guard Columns

Particle Size (µm)	I.D. (mm) / Length (mm)	Cartridge Guard Column (2 pcs)				Holder
		1.0	1.5	3.0	4.0	
3	10	227-30067-01	227-30068-01	227-30069-01	227-30070-01	227-30532-01
	20	-	-	227-30071-01	227-30072-01	227-30532-02
5	10	227-30073-01	227-30074-01	227-30075-01	227-30077-01	227-30532-01
	20	-	-	227-30076-01	227-30078-01	227-30532-02

Particle Size (µm)	I.D. (mm) / Length (mm)	Cartridge Guard Column (2 pcs) and Holder			
		1.0	1.5	3.0	4.0
3	10	227-30067-02	227-30068-02	227-30069-02	227-30070-02
	20	-	-	227-30071-02	227-30072-02
5	10	227-30073-02	227-30074-02	227-30075-02	227-30077-02
	20	-	-	227-30076-02	227-30078-02

Analytical Columns (High-Pressure Series)

Particle Size (µm)	I.D. (mm) / Length (mm)	2.1	3.0	4.6	Pressure Tolerance (MPa)
1.9	50	227-30048-01	227-30049-01	-	80
	100	227-30048-02	227-30049-02	-	
	150	227-30048-03	227-30049-03	-	
3	50	227-30084-01	227-30085-01	227-30086-01	50
	100	227-30084-02	227-30085-02	227-30086-02	
	150	227-30084-03	227-30085-03	227-30086-03	
	250	227-30084-04	227-30085-04	227-30086-04	

Cartridge Guard Columns (High-Pressure Series)

Particle Size (µm)	I.D. (mm) / Length (mm)	Cartridge Guard Column (2 pcs)			Pressure Tolerance (MPa)	Holder
		1.5	2.1	3.0		
1.9	10	227-30087-01	227-30088-01	227-30089-01	80	227-30533-01
3	10	227-30090-01	227-30091-01	227-30092-01		

Particle Size (µm)	I.D. (mm) / Length (mm)	Cartridge Guard Column (2 pcs) and Holder			Pressure Tolerance (MPa)
		1.5	2.1	3.0	
1.9	10	227-30087-02	227-30088-02	227-30089-02	80
3	10	227-30090-02	227-30091-02	227-30092-02	

Pre-column Type Guard Columns (High-Pressure Series)

Particle Size (µm)	I.D. (mm) / Length (mm)	2.1	3.0	4.6	Pressure Tolerance (MPa)
1.9	30	227-30777-01	227-30778-01	227-30779-01	80
3		227-30780-01	227-30781-01	227-30782-01	50

Preparative Columns

Particle Size (µm)	I.D. (mm) / Length (mm)	6.0	7.6	10	14	20
5	50	227-30062-01	227-30063-01	227-30064-01	227-30065-01	227-30066-01
	100	227-30062-02	227-30063-02	227-30064-02	227-30065-02	227-30066-02
	150	227-30062-03	227-30063-03	227-30064-03	227-30065-03	227-30066-03
	250	227-30062-04	227-30063-04	227-30064-04	227-30065-04	227-30066-04

Preparative Guard Columns (Packed Column Type)

Particle Size (µm)	I.D. (mm) / Length (mm)	6.0	7.6	10	14	20
5	50	227-30079-01	227-30080-01	227-30081-01	227-30082-01	227-30083-01

Shim-pack GIS C18

High Retentivity, Lower Column Back Pressure

Widely used octadecyl bonded silica gel enables the Shim-pack GIS C18 to have strong hydrophobic interaction and low adsorption of ionic compounds. In addition, highly uniform particles ensure stable mobile phase delivery and outstanding low pressure.
Shim-pack GIS C18 is ideal for preparative separations. Higher surface area silica and strong retentivity provide high preparative loading capacity without sacrificing peak shape.

Bonded Phase	Octadecyl groups
Particle Size	2 µm, 3 µm, 4 µm, 5 µm, 10 µm
Pore Size	10 nm
Surface Area	450 m^2/g
Carbon Loading	15 %
End-capping	Yes
pH Range	2 - 7.5
USP Code	L1

Analysis Example

Food Dyes

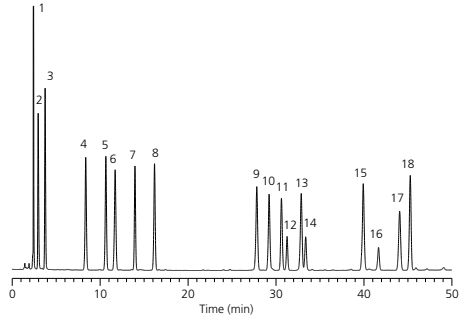

Peaks

1. Tartrazine	7.6 mg/L	10. Ponceau SX	5.3 mg/L
2. Amaranth	3.8 mg/L	11. Orange I	5.3 mg/L
3. Ingigocarmine	7.6 mg/L	12. Fast green FCF	3.0 mg/L
4. New coccine	3.8 mg/L	13. Brilliant blue FCF	3.0 mg/L
5. Sunset Yellow FCF	5.3 mg/L	14. Ponceau 3R	7.6 mg/L
6. Naphthol Yellow S	7.6 mg/L	15. Erythrosine	5.3 mg/L
7. Uranine	3.8 mg/L	16. Azure Blue VX	3.0 mg/L
8. Allura Red AC	5.3 mg/L	17. Orange II	7.6 mg/L
9. Ponceau R	7.6 mg/L	18. Acid red	3.0 mg/L

Conditions

Column : Shim-pack GIS C18 (150 mm × 4.6 mm I.D., 4 µm) (P/N: 227-30100-07)
Mobile phase : A) 10 mmol/L Disodium phosphate buffer solution (pH 6.9)
B) Acetonitrile
10%B (0 min)→35%B (50 min)
Flow rate : 1.0 mL/min
Detection : UV 270 nm
Column temp. : 40 °C
Injection volume : 10 µL

Analytical Columns

Particle Size (µm)	Length (mm) \ I.D. (mm)	1.0	1.5	2.1	3.0	4.0	4.6
3	33	227-30095-01	227-30096-01	227-30096-05	227-30096-12	227-30096-19	227-30096-26
	50	227-30095-02	227-30096-02	227-30096-06	227-30096-13	227-30096-20	227-30096-27
	75	227-30095-03	227-30096-03	227-30096-07	227-30096-14	227-30096-21	227-30096-28
	100	227-30095-04	227-30096-04	227-30096-08	227-30096-15	227-30096-22	227-30096-29
	125	-	-	227-30096-09	227-30096-16	227-30096-23	227-30096-30
	150	-	-	227-30096-10	227-30096-17	227-30096-24	227-30096-31
	250	-	-	227-30096-11	227-30096-18	227-30096-25	227-30096-32
4	30	-	-	227-30097-01	227-30098-01	227-30099-01	227-30100-01
	33	-	-	227-30097-02	227-30098-02	227-30099-02	227-30100-02
	50	-	-	227-30097-03	227-30098-03	227-30099-03	227-30100-03
	75	-	-	227-30097-04	227-30098-04	227-30099-04	227-30100-04
	100	-	-	227-30097-05	227-30098-05	227-30099-05	227-30100-05
	125	-	-	227-30097-06	227-30098-06	227-30099-06	227-30100-06
	150	-	-	227-30097-07	227-30098-07	227-30099-07	227-30100-07
	250	-	-	227-30097-08	227-30098-08	227-30099-08	227-30100-08
5	30	-	-	227-30103-01	227-30104-01	227-30105-01	227-30106-01
	33	227-30101-01	227-30102-01	227-30103-02	227-30104-02	227-30105-02	227-30106-02
	50	227-30101-02	227-30102-02	227-30103-03	227-30104-03	227-30105-03	227-30106-03
	75	227-30101-03	227-30102-03	227-30103-04	227-30104-04	227-30105-04	227-30106-04
	100	227-30101-04	227-30102-04	227-30103-05	227-30104-05	227-30105-05	227-30106-05
	125	-	-	227-30103-06	227-30104-06	227-30105-06	227-30106-06
	150	227-30101-05	227-30102-05	227-30103-07	227-30104-07	227-30105-07	227-30106-07
	250	227-30101-06	227-30102-06	227-30103-08	227-30104-08	227-30105-08	227-30106-08

Analytical Columns

Particle Size (µm)	I.D. (mm) / Length (mm)	4.0	4.6
10	150	227-30111-01	227-30112-01
	250	227-30111-02	227-30112-02

Cartridge Guard Columns

Particle Size (µm)	I.D. (mm) / Length (mm)	Cartridge Guard Column (2 pcs)				Holder
		1.0	1.5	3.0	4.0	
3	10	227-30117-01	227-30118-01	227-30119-01	227-30121-01	227-30532-01
	20	-	-	227-30120-01	227-30123-01	227-30532-02
4	10	227-30124-01	227-30125-01	227-30126-01	227-30128-01	227-30532-01
	20	-	-	227-30127-01	227-30129-01	227-30532-02
5	10	227-30130-01	227-30131-01	227-30132-01	227-30134-01	227-30532-01
	20	-	-	227-30133-01	227-30135-01	227-30532-02

Particle Size (µm)	I.D. (mm) / Length (mm)	Cartridge Guard Column (2 pcs) and Holder			
		1.0	1.5	3.0	4.0
3	10	227-30117-02	227-30118-02	227-30119-02	227-30122-02
	20	-	-	227-30120-02	227-30123-02
4	10	227-30124-02	227-30125-02	227-30126-02	227-30128-02
	20	-	-	227-30127-02	227-30129-02
5	10	227-30130-02	227-30131-02	227-30132-02	227-30134-02
	20	-	-	227-30133-02	227-30135-02

Analytical Columns (High-Pressure Series)

Particle Size (µm)	I.D. (mm) / Length (mm)	2.1	3.0	4.6	Pressure Tolerance (MPa)
2	30	227-30093-01	227-30094-01	-	80
	50	227-30093-02	227-30094-02	-	
	75	227-30093-03	227-30094-03	-	
	100	227-30093-04	227-30094-04	-	
	150	227-30093-05	227-30094-05	-	
3	30	227-30149-01	227-30150-01	227-30151-01	50
	50	227-30149-02	227-30150-02	227-30151-02	
	75	227-30149-03	227-30150-03	227-30151-03	
	100	227-30149-04	227-30150-04	227-30151-04	
	150	227-30149-05	227-30150-05	227-30151-05	
	250	227-30149-06	227-30150-06	227-30151-06	

Cartridge Guard Columns (High-Pressure Series)

Particle Size (µm)	I.D. (mm) / Length (mm)	Cartridge Guard Column (2 pcs)			Pressure Tolerance (MPa)	Holder
		1.5	2.1	3.0		
2	10	227-30152-01	227-30153-01	227-30154-01	80	227-30533-01
3	10	227-30155-01	227-30156-01	227-30157-01		

Particle Size (µm)	I.D. (mm) / Length (mm)	Cartridge Guard Column (2 pcs) and Holder			Pressure Tolerance (MPa)
		1.5	2.1	3.0	
2	10	227-30152-02	227-30153-02	227-30154-02	80
3	10	227-30155-02	227-30156-02	227-30157-02	

Pre-column Type Guard Columns (High-Pressure Series)

Particle Size (µm)	I.D. (mm) / Length (mm)	2.1	3.0	4.6	Pressure Tolerance (MPa)
2	30	227-30783-01	227-30784-01	227-30785-01	80
3		227-30786-01	227-30787-01	227-30788-01	50

Preparative Columns

Particle Size (µm)	I.D. (mm) / Length (mm)	6.0	7.6	10	14	20	30	50
5	50	227-30107-01	227-30107-05	227-30108-01	227-30108-05	227-30109-01	227-30110-01	-
	100	227-30107-04	227-30107-06	227-30108-02	227-30108-08	227-30109-02	227-30110-02	-
	150	227-30107-02	227-30107-07	227-30108-03	227-30108-06	227-30109-03	227-30110-03	-
	250	227-30107-03	227-30107-08	227-30108-04	227-30108-07	227-30109-04	227-30110-04	227-30110-05
10	50	-	-	227-30113-01	227-30114-01	227-30115-01	227-30116-01	-
	100	-	-	227-30113-02	227-30114-02	227-30115-02	227-30116-02	-
	150	-	-	227-30113-03	227-30114-03	227-30115-03	227-30116-03	-
	250	-	-	227-30113-04	227-30114-04	227-30115-04	227-30116-04	227-30116-05

Preparative Guard Columns (Packed Column Type)

Particle Size (µm)	I.D. (mm) / Length (mm)	6.0	7.6	10	14	20	30	50
5	50*	227-30137-01	227-30138-01	227-30139-01	227-30140-01	227-30141-01	227-30142-01	227-30143-01
10	50*	-	-	227-30144-01	227-30145-01	227-30146-01	227-30147-01	227-30148-01

* The length of the guard column for a preparative column with an inner diameter of 50 mm is 75 mm.

Shim-pack GIS C18-P

High Steric Selectivity

Shim-pack GIS C18-P is designed with a polymerically bonded octadecyl group, which provides high steric selectivity for separation of planar and non-planar compounds. It achieves complete baseline separation of structurally similar compounds such as vitamin D2 and D3 because of the planarity recognition capability.
Shim-pack GIS C18-P is also ideal for the HPLC analysis of 16 PAH compounds listed as target pollutants by the U.S. EPA.

Bonded Phase	Octadecyl groups
Particle Size	3 µm, 5 µm
Pore Size	10 nm
Surface Area	450 m^2/g
Carbon Loading	29 %
End-capping	-
pH range	2 - 7.5
USP Code	L1

Analysis Example

Due to increased retention of planar structural compounds, Shim-pack GIS C18-P shows different selectivity compared to Shim-pack GIS C18.

Analysis of Planar and Non-planar Compounds

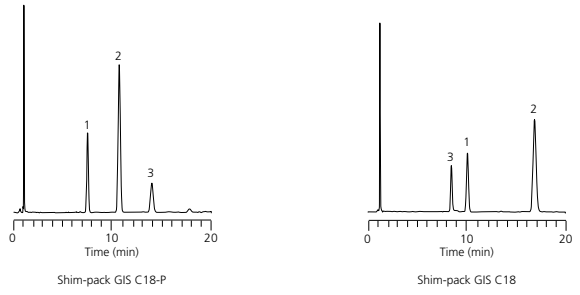

Peaks
1. Phenanthro[3,4-c]phenanthrene (PhPh)

2. Tetrabenzonaphthalene (TBN)

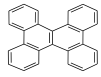

3. Benzo[a]pyrene (BaP)

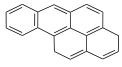

Conditions

Column	: 250 mm × 4.6 mm I.D., 5 µm
Mobile phase	: A) Water B) Acetonitrile A/B = 15/85 (v/v)
Flow rate	: 2.0 mL/min
Column temp.	: 30 °C
Detection	: UV 254 nm
Samples	: Standard Reference Material 869

Analysis of Vitamin D in Food

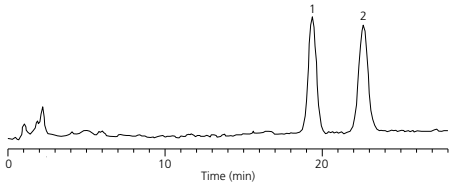

Peaks (0.1 mg/L each)
1. Vitamin D2 (Calciferol)
2. Vitamin D3 (Cholecarciferol)

Conditions

Column	: Shim-pack GIS C18-P (250 mm × 4.6 mm I.D., 5 µm, P/N: 227-30557-07)
Mobile phase	: Acetonitrile
Flow rate	: 1.5 mL/min
Column temp.	: 40 °C
Detection	: UV 265 nm
Injection volume	: 200 µL

Analytical Columns

Particle Size (µm)	I.D. (mm) / Length (mm)	1.0	1.5	2.1	3.0	4.0	4.6
3	30	-	-	227-30536-01	227-30537-01	227-30538-01	227-30539-01
	33	227-30534-01	227-30535-01	227-30536-02	227-30537-02	227-30538-02	227-30539-02
	50	227-30534-02	227-30535-02	227-30536-03	227-30537-03	227-30538-03	227-30539-03
	75	227-30534-03	227-30535-03	227-30536-04	227-30537-04	227-30538-04	227-30539-04
	100	227-30534-04	227-30535-04	227-30536-05	227-30537-05	227-30538-05	227-30539-05
	150	227-30534-05	227-30535-05	227-30536-06	227-30537-06	227-30538-06	227-30539-06
	250	227-30534-06	227-30535-06	227-30536-07	227-30537-07	227-30538-07	227-30539-07
5	30	-	-	227-30554-01	227-30555-01	227-30556-01	227-30557-01
	33	227-30552-01	227-30553-01	227-30554-02	227-30555-02	227-30556-02	227-30557-02
	50	227-30552-02	227-30553-02	227-30554-03	227-30555-03	227-30556-03	227-30557-03
	75	227-30552-03	227-30553-03	227-30554-04	227-30555-04	227-30556-04	227-30557-04
	100	227-30552-04	227-30553-04	227-30554-05	227-30555-05	227-30556-05	227-30557-05
	150	227-30552-05	227-30553-05	227-30554-06	227-30555-06	227-30556-06	227-30557-06
	250	227-30552-06	227-30553-06	227-30554-07	227-30555-07	227-30556-07	227-30557-07

Cartridge Guard Columns

Particle Size (µm)	I.D. (mm) / Length (mm)	Cartridge Guard Column (2 pcs)				Holder
		1.0	1.5	3.0	4.0	
3	10	227-30546-01	227-30547-01	227-30548-01	227-30550-01	227-30532-01
	20	-	-	227-30549-01	227-30551-01	227-30532-02
5	10	227-30578-01	227-30579-01	227-30580-01	227-30582-01	227-30532-01
	20	-	-	227-30581-01	227-30583-01	227-30532-02

Particle Size (µm)	I.D. (mm) / Length (mm)	Cartridge Guard Column (2 pcs) and Holder			
		1.0	1.5	3.0	4.0
3	10	227-30546-02	227-30547-02	227-30548-02	227-30550-02
	20	-	-	227-30549-02	227-30551-02
5	10	227-30578-02	227-30579-02	227-30580-02	227-30582-02
	20	-	-	227-30581-02	227-30583-02

Preparative Columns

Particle Size (µm)	I.D. (mm) / Length (mm)	6.0	7.6	10	14	20	30	50
5	50	227-30558-01	227-30559-01	227-30560-01	227-30561-01	227-30562-01	227-30563-01	-
	100	227-30558-02	227-30559-02	227-30560-02	227-30561-02	227-30562-02	-	-
	150	227-30558-03	227-30559-03	227-30560-03	227-30561-03	227-30562-03	-	-
	250	227-30558-04	227-30559-04	227-30560-04	227-30561-04	227-30562-04	227-30563-02	227-30564-01

Preparative Guard Columns (Packed Column Type)

Particle Size (µm)	I.D. (mm) / Length (mm)	6.0	7.6	10	14	20	30	50
5	50*	227-30565-01	227-30566-01	227-30567-01	227-30568-01	227-30569-01	227-30570-01	227-30571-01

* The length of the guard column for a preparative column with an inner diameter of 50 mm is 75 mm.

Shim-pack GIS RP-Shield

Embedded with a Polar Functional Group

Shim-pack GIS RP-Shield contains a polar functional group embedded between silica surface and an octadecyl group, making it stable in 100 % aqueous mobile phases without phase collapse. The embedded polar functional group is also extremely base deactivated, which enables the column to provide superior peak shape for acids.
Shim-pack GIS RP-Shield provides unique selectivity as hydrogen bonding interactions, making it suitable for separations that cannot be achieved by other modes, such as hydrophobic interactions or π-π interactions.

Bonded Phase	Octadecyl groups
Particle Size	5 µm
Pore Size	10 nm
Surface Area	450 m^2/g
Carbon Loading	9 %
End-capping	-
pH Range	2 - 7.5
USP Code	L1

Analysis Example

Analysis of Phenoxyacetic Acid and Benzoic Acid

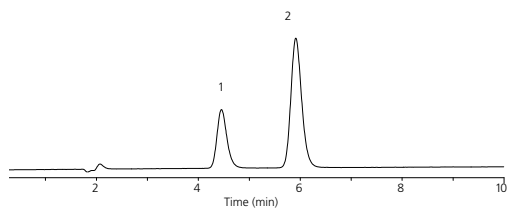

Peaks
1. Phenoxyacetic acid
2. Benzoic acid

Conditions
Column : Shim-pack GIS RP-Shield (150 mm × 3.0 mm I.D., 5 µm, P/N: 227-30587-06)
Mobile phase : A) 0.1 % Formic acid in Water
B) Acetonitrile
A/B = 50/50 (v/v)
Flow rate : 0.4 mL/min
Column temp. : 40 °C
Detection : UV 254 nm

Analytical Columns

Particle Size (µm)	I.D. (mm) / Length (mm)	1.0	1.5	2.1	3.0	4.0	4.6
5	30	-	-	227-30586-01	227-30587-01	227-30588-01	227-30589-01
	33	227-30584-01	227-30585-01	227-30586-02	227-30587-02	227-30588-02	227-30589-02
	50	227-30584-02	227-30585-02	227-30586-03	227-30587-03	227-30588-03	227-30589-03
	75	227-30584-03	227-30585-03	227-30586-04	227-30587-04	227-30588-04	227-30589-04
	100	227-30584-04	227-30585-04	227-30586-05	227-30587-05	227-30588-05	227-30589-05
	150	227-30584-05	227-30585-05	227-30586-06	227-30587-06	227-30588-06	227-30589-06
	250	227-30584-06	227-30585-06	227-30586-07	227-30587-07	227-30588-07	227-30589-07

Cartridge Guard Columns

Particle Size (µm)	I.D. (mm) / Length (mm)	Cartridge Guard Column (2 pcs)				Holder
		1.0	1.5	3.0	4.0	
5	10	227-30612-01	227-30613-01	227-30614-01	227-30616-01	227-30532-01
	20	-	-	227-30615-01	227-30617-01	227-30532-02

Particle Size (µm)	I.D. (mm) / Length (mm)	Cartridge Guard Column (2 pcs) and Holder			
		1.0	1.5	3.0	4.0
5	10	227-30612-02	227-30613-02	227-30614-02	227-30616-02
	20	-	-	227-30615-02	227-30617-02

Preparative Columns

Particle Size (µm)	I.D. (mm) / Length (mm)	6.0	7.6	10	14	20	30	50
5	50	227-30590-01	227-30591-01	227-30592-01	227-30593-01	227-30594-01	227-30595-01	-
	100	227-30590-02	227-30591-02	227-30592-02	227-30593-02	227-30594-02	-	-
	150	227-30590-03	227-30591-03	227-30592-03	227-30593-03	227-30594-03	-	-
	250	227-30590-04	227-30591-04	227-30592-04	227-30593-04	227-30594-04	227-30595-02	227-30596-01

Preparative Guard Columns (Packed Column Type)

Particle Size (µm)	I.D. (mm) / Length (mm)	6.0	7.6	10	14	20	30	50
5	50*	227-30597-01	227-30598-01	227-30599-01	227-30602-01	227-30603-01	227-30604-01	227-30605-01

* The length of the guard column for a preparative column with an inner diameter of 50 mm is 75 mm.

Shim-pack GIST C8

Ultra-High Inertness, High Durability

Shim-pack GIST C8 is packed with high-purity porous spherical silica for delivering the same extreme inertness to elute either basic or acidic compounds without undesired adsorption. Low retentivity and no sample adsorption enable analysis of natural samples. Shim-pack GIST C8 is the ideal choice for the rapid analysis of hydrophobic compounds.

Bonded Phase	Octyl groups
Particle Size	2 µm, 3 µm, 5 µm
Pore Size	10 nm
Surface Area	350 m^2/g
Carbon Loading	8 %
End-capping	Yes
pH Range	1 - 10
USP Code	L7

Analysis Examples

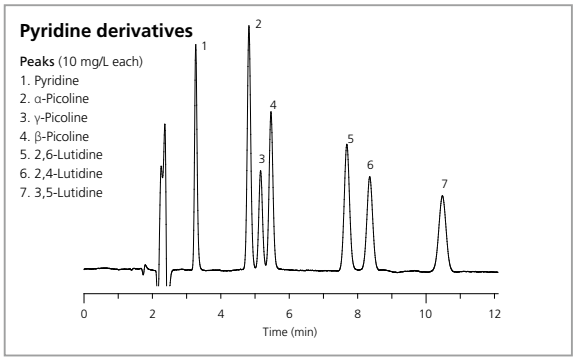

Conditions

Column : Shim-pack GIST C8 (150 mm × 4.6 mm I.D., 5 µm, P/N: 227-30137-07)
Mobile phase : A) 10 mmol/L Disodium phosphate buffer solution (pH 8.0)
B) Tetrahydrofuran
A/B = 87/13 (v/v)
Flow rate : 1.0 mL/min
Column temp. : 40 °C
Detection : UV 260 nm
Injection volume : 5 µL

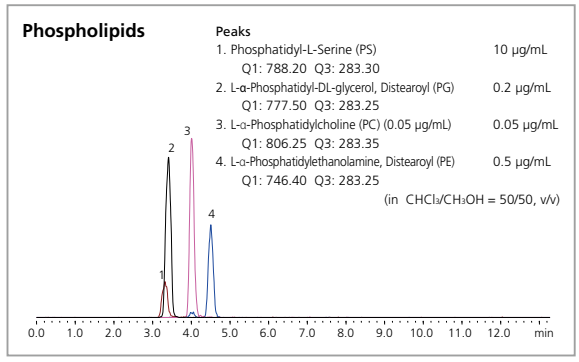

Conditions

Column : Shim-pack GIST C8 (150 mm × 2.1 mm I.D., 3 µm, P/N: 227-30164-07)
Mobile phase : 0.1 % Formic acid, 5 mmol/L Ammonium formate in Methanol
Flow rate : 0.2 mL/min
Column temp. : 40 °C
Detection : LC/MS/MS (ESI, Negative, MRM)
Injection volume : 2 µL

Analytical Columns

Particle Size (µm)	Length (mm) \ I.D. (mm)	1.0	1.5	2.1	3.0	4.0	4.6
3	20	-	-	227-30164-01	227-30165-01	227-30166-01	227-30167-01
	30	227-30162-01	227-30163-01	227-30164-02	227-30165-02	227-30166-02	227-30167-02
	50	227-30162-02	227-30163-02	227-30164-03	227-30165-03	227-30166-03	227-30167-03
	75	227-30162-03	227-30163-03	227-30164-04	227-30165-04	227-30166-04	227-30167-04
	100	227-30162-04	227-30163-04	227-30164-05	227-30165-05	227-30166-05	227-30167-05
	125	-	-	227-30164-06	227-30165-06	227-30166-06	227-30167-06
	150	227-30162-05	227-30163-05	227-30164-07	227-30165-07	227-30166-07	227-30167-07
	250	227-30162-06	227-30163-06	227-30164-08	227-30165-08	227-30166-08	227-30167-08
5	20	-	-	227-30170-01	227-30171-01	227-30172-01	227-30173-01
	30	227-30168-01	227-30169-01	227-30170-02	227-30171-02	227-30172-03	227-30173-02
	50	227-30168-02	227-30169-02	227-30170-03	227-30171-03	227-30172-04	227-30173-03
	75	227-30168-03	227-30169-03	227-30170-04	227-30171-04	227-30172-05	227-30173-04
	100	227-30168-04	227-30169-04	227-30170-05	227-30171-05	227-30172-06	227-30173-05
	125	-	-	227-30170-06	227-30171-06	227-30172-07	227-30173-06
	150	227-30168-05	227-30169-05	227-30170-07	227-30171-07	227-30172-08	227-30173-07
	250	227-30168-06	227-30169-06	227-30170-08	227-30171-08	227-30172-09	227-30173-09

Shim-pack GIST C8

Cartridge Guard Columns

Particle Size (µm)	I.D. (mm) / Length (mm)	Cartridge Guard Column (2 pcs)				Holder
		1.0	1.5	3.0	4.0	
3	10	227-30179-01	227-30180-01	227-30181-01	227-30183-01	227-30532-01
	20	-		227-30182-01	227-30184-01	227-30532-02
5	10	227-30185-01	227-30187-01	227-30188-01	227-30190-01	227-30532-01
	20	-	-	227-30189-01	227-30191-01	227-30532-02

Particle Size (µm)	I.D. (mm) / Length (mm)	Cartridge Guard Column (2 pcs) and Holder			
		1.0	1.5	3.0	4.0
3	10	227-30179-02	227-30180-02	227-30181-02	227-30183-02
	20	-	-	227-30182-02	227-30184-02
5	10	227-30186-02	227-30187-02	227-30188-02	227-30190-02
	20	-	-	227-30189-02	227-30192-02

Analytical Columns (High-Pressure Series)

Particle Size (µm)	I.D. (mm) / Length (mm)	2.1	3.0	4.6	Pressure Tolerance (MPa)
2	30	227-30160-01	227-30161-01	-	80
	50	227-30160-02	227-30161-02	-	
	75	227-30160-03	227-30161-03	-	
	100	227-30160-04	227-30161-04	-	
	150	227-30160-05	227-30161-05	-	
3	30	227-30198-01	227-30199-01	227-30200-01	50
	50	227-30198-02	227-30199-02	227-30200-02	
	75	227-30198-03	227-30199-03	227-30200-03	
	100	227-30198-04	227-30199-04	227-30200-04	
	150	227-30198-05	227-30199-05	227-30200-05	
	250	227-30198-06	227-30199-06	227-30200-06	

Cartridge Guard Columns (High-Pressure Series)

Particle Size (µm)	I.D. (mm) / Length (mm)	Cartridge Guard Column (2 pcs)			Pressure Tolerance (MPa)	Holder
		1.5	2.1	3.0		
2	10	227-30201-01	227-30202-01	227-30203-01	80	227-30533-01
3	10	227-30204-01	227-30205-01	227-30206-01		

Particle Size (µm)	I.D. (mm) / Length (mm)	Cartridge Guard Column (2 pcs) and Holder			Pressure Tolerance (MPa)
		1.5	2.1	3.0	
2	10	227-30201-02	227-30202-02	227-30203-02	80
3	10	227-30204-02	227-30205-02	227-30206-02	

Pre-column Type Guard Columns (High-Pressure Series)

Particle Size (µm)	I.D. (mm) / Length (mm)	2.1	3.0	4.6	Pressure Tolerance (MPa)
2	30	227-30789-01	227-30790-01	227-30791-01	80
3		227-30792-01	227-30793-01	227-30794-01	50

Preparative Columns

Particle Size (µm)	I.D. (mm) / Length (mm)	6.0	7.6	10	14	20
5	50	227-30174-01	227-30175-01	227-30176-01	227-30177-01	227-30178-01
	100	227-30174-02	227-30175-02	227-30176-02	227-30177-02	227-30178-02
	150	227-30174-03	227-30175-03	227-30176-03	227-30177-03	227-30178-03
	250	227-30174-04	227-30175-04	227-30176-04	227-30177-04	227-30178-04

Preparative Guard Columns (Packed Column Type)

Particle Size (µm)	I.D. (mm) / Length (mm)	6.0	7.6	10	14	20
5	50	227-30193-01	227-30194-01	227-30195-01	227-30196-01	227-30197-01

Shim-pack GIS C8-L

Shim-pack GIS C8 is a versatile octyl-bonded silica gel, similar to Shim-pack GIS C18. Due to its low carbon content of 5%, it exhibits very weak hydrophobic interactions, making it an ideal column for analyzing samples that may be retained too strongly on conventional C18 or C8 columns.

Bonded Phase	Octyl group
Particle Size	3 µm, 5 µm
Pore Size	10
Surface Area	450
Carbon Loading	5
End-capping	Yes
pH Range	2 - 7.5
USP Code	L7

Analysis Example

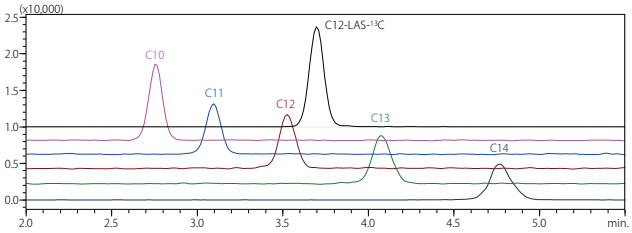

Analysis of Anionic Surfactants Based on Water Quality Standards

Compounds	Polarity	MRM transition
C10-LAS	(-)	297 > 183
C11-LAS	(-)	311 > 183
C12-LAS	(-)	325 > 183
C13-LAS	(-)	339 > 183
C14-LAS	(-)	353 > 183
C12-LAS-^{13}C	(-)	331 > 176

Conditions

Column : Shim-pack GIS-HPC8-L (150 mm x 2.1 mm I.D., 3µm, 227-30956-04)
Mobile phase : A) 0.1 % Formic acid in Water
B) Acetonitrile
A/B = 35/65 (0-9 min)
Flow rate : 0.2 mL/min
Column temp. : 40 °C
Detection : LC/MS/MS (LCMS-8050RX, ESI, Negative, MRM)
Injection volume : 1 µL

Analytical Columns

Particle Size (µm)	Length (mm) \ I.D. (mm)	3.0	4.6
5	50	227-30957-01	227-30957-06
	75	227-30957-02	227-30957-07
	100	227-30957-03	227-30957-08
	150	227-30957-04	227-30957-09
	250	227-30957-05	227-30957-10

Cartridge Guard Columns

Particle Size (µm)	Length (mm) \ I.D. (mm)	Cartridge-Type Guard Column (2 pcs) 3.0	Cartridge-Type Guard Column (2 pcs) 4.0	Holder
5	10	227-30957-21	227-30957-25	227-30532-01
	20	227-30957-22	227-30957-26	227-30532-02

Particle Size (µm)	Length (mm) \ I.D. (mm)	Cartridge-Type Guard Columns (2 pcs) and Holder 3.0	Cartridge-Type Guard Columns (2 pcs) and Holder 4.0
5	10	227-30957-23	227-30957-27
	20	227-30957-24	227-30957-28

Analytical Columns (High-Pressure Series)

Particle Size (µm)	Length (mm) \ I.D. (mm)	2.1	3.0	4.6
3	50	227-30956-01	227-30956-06	227-30956-11
	75	227-30956-02	227-30956-07	227-30956-12
	100	227-30956-03	227-30956-08	227-30956-13
	150	227-30956-04	227-30956-09	227-30956-14
	250	227-30956-05	227-30956-10	227-30956-15

Cartridge Guard Columns (High-Pressure Series)

Particle Size (µm)	Length (mm) \ I.D. (mm)	Cartridge-Type Guard Column (2 pcs) 2.1	Cartridge-Type Guard Column (2 pcs) 3.0	Holder
3	10	227-30956-21	227-30956-22	227-30532-01

Particle Size (µm)	Length (mm) \ I.D. (mm)	Cartridge-Type Guard Columns (2 pcs) and Holder 2.1	Cartridge-Type Guard Columns (2 pcs) and Holder 3.0
3	10	227-30956-23	227-30957-24

Shim-pack GIST Phenyl

Extremely Strong π-π Interactions

The extremely unique phase characteristics of Shim-pack GIST Phenyl are critical to resolving compounds that could not be separated with a C18 or C8 phase column. In addition to π-π interactions, Shim-pack GIS Phenyl provides hydrogen bonding secondary interactions, which results in retaining polar compounds at the same time. As the phenyl groups are directly bonded to the silica gel, Shim-pack GIS Phenyl is also capable of the analysis of structural isomers due to its high stereo-selectivity.

Bonded Phase	Phenyl groups
Particle Size	2 µm, 3 µm, 5 µm
Pore Size	10 nm
Surface Area	350 m^2/g
Carbon Loading	10 %
End-capping	-
pH Range	2 - 7.5
USP Code	L11

Analysis Example

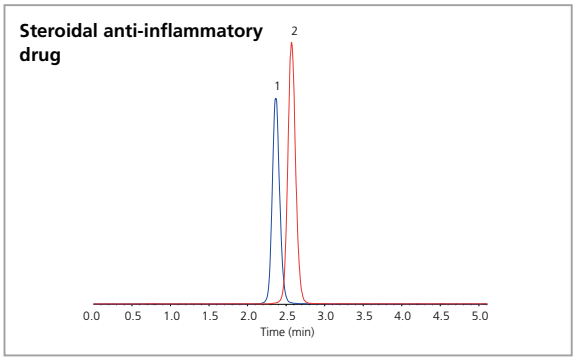

Peaks (0.1 mg/L each)
1. Hydrocortisone
2. Prednisolone

Conditions

Column	: Shim-pack GIST Phenyl (50 mm × 2.1 mm I.D., 2 µm, P/N: 227-30207-02)
Mobile phase	: A) 0.05 % Formic acid in Water B) 0.05 % Formic acid in Methanol A/B = 60/40 (v/v)
Flow rate	: 0.6 mL/min
Column temp.	: 40 °C
Detection	: LC/MS/MS (ESI, Positive, MRM)
Injection volume	: 5 µL

Analytical Columns

Particle Size (µm)	Length (mm) \ I.D. (mm)	1.0	1.5	2.1	3.0	4.0	4.6
3	20	-	-	227-30211-01	227-30212-01	227-30213-01	227-30214-01
	30	227-30209-01	227-30210-01	227-30211-02	227-30212-02	227-30213-02	227-30214-02
	50	227-30209-02	227-30210-02	227-30211-03	227-30212-03	227-30213-03	227-30214-03
	75	227-30209-03	227-30210-03	227-30211-04	227-30212-04	227-30213-04	227-30214-04
	100	227-30209-04	227-30210-04	227-30211-05	227-30212-05	227-30213-05	227-30214-05
	150	227-30209-05	227-30210-05	227-30211-06	227-30212-06	227-30213-06	227-30214-06
	250	227-30209-06	227-30210-06	227-30211-07	227-30212-07	227-30213-07	227-30214-07
5	20	-	-	227-30217-01	227-30218-01	227-30219-01	227-30220-01
	30	227-30215-01	227-30216-01	227-30217-02	227-30218-02	227-30219-02	227-30220-02
	50	227-30215-02	227-30216-02	227-30217-03	227-30218-03	227-30219-03	227-30220-03
	75	227-30215-03	227-30216-03	227-30217-04	227-30218-04	227-30219-04	227-30220-04
	100	227-30215-04	227-30216-04	227-30217-05	227-30218-05	227-30219-05	227-30220-05
	150	227-30215-05	227-30216-05	227-30217-06	227-30218-06	227-30219-06	227-30220-06
	250	227-30215-06	227-30216-06	227-30217-07	227-30218-07	227-30219-07	227-30220-08

Shim-pack GIST Phenyl

Cartridge Guard Columns

Particle Size (µm)	I.D. (mm) / Length (mm)	Cartridge Guard Column (2 pcs)				Holder
		1.0	1.5	3.0	4.0	
3	10	227-30226-01	227-30227-01	227-30228-01	227-30230-01	227-30532-01
	20	-	-	227-30229-01	227-30231-01	227-30532-02
5	10	227-30232-01	227-30233-01	227-30234-01	227-30236-01	227-30532-01
	20	-	-	227-30235-01	227-30237-01	227-30532-02

Particle Size (µm)	I.D. (mm) / Length (mm)	Cartridge Guard Column (2 pcs) and Holder			
		1.0	1.5	3.0	4.0
3	10	227-30226-02	227-30227-02	227-30228-02	227-30230-02
	20	-	-	227-30229-02	227-30231-02
5	10	227-30232-02	227-30233-02	227-30234-02	227-30236-02
	20	-	-	227-30235-02	227-30237-02

Analytical Columns (High-Pressure Series)

Particle Size (µm)	I.D. (mm) / Length (mm)	2.1	3.0	4.6	Pressure Tolerance (MPa)
2	30	227-30207-01	227-30208-01	-	80
	50	227-30207-02	227-30208-02	-	
	75	227-30207-03	227-30208-03	-	
	100	227-30207-04	227-30208-04	-	
	150	227-30207-05	227-30208-05	-	
3	30	227-30243-01	227-30244-01	227-30245-01	50
	50	227-30243-02	227-30244-02	227-30245-02	
	75	227-30243-03	227-30244-03	227-30245-03	
	100	227-30243-04	227-30244-04	227-30245-04	
	150	227-30243-05	227-30244-05	227-30245-05	
	250	227-30243-06	227-30244-06	227-30245-06	

Cartridge Guard Columns (High-Pressure Series)

Particle Size (µm)	I.D. (mm) / Length (mm)	Cartridge Guard Column (2 pcs)			Pressure Tolerance (MPa)	Holder
		1.5	2.1	3.0		
2	10	227-30246-01	227-30247-01	227-30248-01	80	227-30533-01
3	10	227-30249-01	227-30250-01	227-30251-01		

Particle Size (µm)	I.D. (mm) / Length (mm)	Cartridge Guard Column (2 pcs) and Holder			Pressure Tolerance (MPa)
		1.5	2.1	3.0	
2	10	227-30246-02	227-30247-02	227-30248-02	80
3	10	227-30249-02	227-30250-02	227-30251-02	

Pre-column Type Guard Columns (High-Pressure Series)

Particle Size (µm)	I.D. (mm) / Length (mm)	2.1	3.0	4.6	Pressure Tolerance (MPa)
2	30	227-30795-01	227-30796-01	227-30797-01	80
3		227-30798-01	227-30799-01	227-30800-01	50

Preparative Columns

Particle Size (µm)	I.D. (mm) / Length (mm)	6.0	7.6	10	14	20
5	50	227-30221-01	227-30222-01	227-30223-01	227-30224-01	227-30225-01
	100	227-30221-02	227-30222-02	227-30223-02	227-30224-02	227-30225-02
	150	227-30221-03	227-30222-03	227-30223-03	227-30224-03	227-30225-03
	250	227-30221-04	227-30222-04	227-30223-04	227-30224-04	227-30225-04

Preparative Guard Columns (Packed Column Type)

Particle Size (µm)	I.D. (mm) / Length (mm)	6.0	7.6	10	14	20
5	50	227-30238-01	227-30239-01	227-30240-01	227-30241-01	227-30242-01

Shim-pack GIST Phenyl-Hexyl

Alternative Selectivity to C18 Columns

Shim-pack GIST Phenyl-Hexyl columns are bonded with a phenyl ring together with a hexyl (C6) chain, which provides complementary selectivity to straight alkyl-chain columns due to its π-π interactions and hydrophobic interactions. Furthermore, Shim-pack GIST Phenyl-Hexyl maintains the same ultra-high inertness, wide pH range and high durability as the Shim-pack GIST C18, achieving stronger retention than other phenyl columns as well as reducing or eliminating adsorption of polar compounds.

Bonded Phase	Phenylhexyl groups
Particle Size	3 µm, 5 µm
Pore Size	10 nm
Surface Area	350 m^2/g
Carbon Loading	9 %
End-capping	Yes
pH Range	1 - 10
USP Code	L11

Analysis Example

Different Selectivity to Shim-pack GIST C18

Analysis of Analgesic Drugs

Peaks
1. Indomethacin
2. Ibuprofen

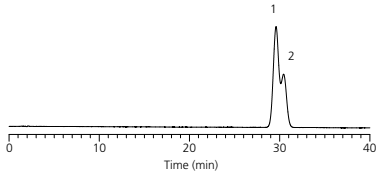

Shim-pack GIST C18

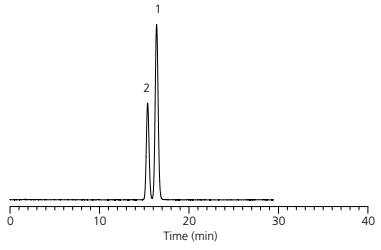

Shim-pack GIST Phenyl-Hexyl

Conditions

Column : 150 mm × 4.6 mm I.D., 5 µm
Mobile phase : A) Acetonitrile
B) 25 mmol/L Monopotassium phosphate buffer solution (pH 3.0)
A/B = 45/55 (v/v)
Flow rate : 1.0 mL/min
Column temp. : 40 °C
Detection : UV 230 nm

Stronger Retentivity Than Other Phenyl Phase

Analysis of Samples for Column Selectivity

Peaks
1. Uracil
2. Caffeine
3. Phenol
4. Butylbenzene
5. Amylbenzene
6. Triphenylene
7. o-Terphenyl

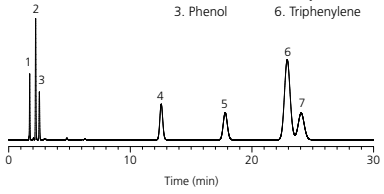

Shim-pack GIST Phenyl-Hexyl

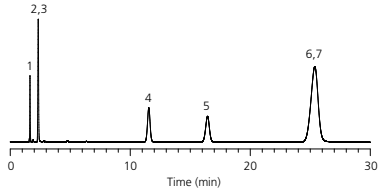

Other vender's phenyl-Hexyl column A

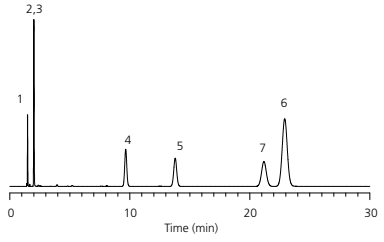

Other vender's phenyl-Hexyl column B

Conditions

Column : 150 mm × 4.6 mm I.D., 5 µm
Mobile phase : A) Water
B) Methanol
A/B = 30/70 (v/v)
Flow rate : 1.0 mL/min
Column temp. : 40 °C
Detection : UV 254 nm

Shim-pack GIST Phenyl-Hexyl

Analytical Columns

Particle Size (µm)	I.D. (mm) / Length (mm)	1.0	1.5	2.1	3.0	4.0	4.6
3	30	227-30667-01	227-30668-01	227-30669-01	227-30670-01	227-30671-01	227-30672-01
	50	227-30667-02	227-30668-02	227-30669-02	227-30670-02	227-30671-02	227-30672-02
	75	227-30667-03	227-30668-03	227-30669-03	227-30670-03	227-30671-03	227-30672-03
	100	227-30667-04	227-30668-04	227-30669-04	227-30670-04	227-30671-04	227-30672-04
	150	227-30667-05	227-30668-05	227-30669-05	227-30670-05	227-30671-05	227-30672-05
	250	227-30667-06	227-30668-06	227-30669-06	227-30670-06	227-30671-06	227-30672-06
5	30	227-30685-01	227-30686-01	227-30687-01	227-30688-01	227-30689-01	227-30690-01
	50	227-30685-02	227-30686-02	227-30687-02	227-30688-02	227-30689-02	227-30690-02
	75	227-30685-03	227-30686-03	227-30687-03	227-30688-03	227-30689-03	227-30690-03
	100	227-30685-04	227-30686-04	227-30687-04	227-30688-04	227-30689-04	227-30690-04
	150	227-30685-05	227-30686-05	227-30687-05	227-30688-05	227-30689-05	227-30690-05
	250	227-30685-06	227-30686-06	227-30687-06	227-30688-06	227-30689-06	227-30690-06

Cartridge Guard Columns

Particle Size (µm)	I.D. (mm) / Length (mm)	Cartridge Guard Column (2 pcs)				Holder
		1.0	1.5	3.0	4.0	
3	10	227-30679-01	227-30680-01	227-30681-01	227-30683-01	227-30532-01
	20	-	-	227-30682-01	227-30684-01	227-30532-02
5	10	227-30707-01	227-30708-01	227-30709-01	227-30711-01	227-30532-01
	20	-	-	227-30710-01	227-30712-01	227-30532-02

Particle Size (µm)	I.D. (mm) / Length (mm)	Cartridge Guard Column (2 pcs) and Holder			
		1.0	1.5	3.0	4.0
3	10	227-30679-02	227-30680-02	227-30681-02	227-30683-02
	20	-	-	227-30682-02	227-30684-02
5	10	227-30707-02	227-30708-02	227-30709-02	227-30711-02
	20	-	-	227-30710-02	227-30712-02

Analytical Columns (High-Pressure Series)

Particle Size (µm)	I.D. (mm) / Length (mm)	**2.1**	**3.0**	**4.6**	Pressure Tolerance (MPa)
3	30	-	227-30714-01	227-30715-01	50
	50	227-30713-01	227-30714-02	227-30715-02	
	75	227-30713-02	227-30714-03	227-30715-03	
	100	227-30713-03	227-30714-04	227-30715-04	
	150	227-30713-04	227-30714-05	227-30715-05	
	250	227-30713-05	227-30714-06	227-30715-06	

Cartridge Guard Columns (High Pressure series)

Particle Size (µm)	I.D. (mm) / Length (mm)	Cartridge Guard Column (2 pcs)			Pressure Tolerance (MPa)	Holder
		1.5	2.1	3.0		
3	10	227-30716-01	227-30717-01	227-30718-01	80	227-30533-01

Particle Size (µm)	I.D. (mm) / Length (mm)	Cartridge Guard Column (2 pcs) and Holder			Pressure Tolerance (MPa)
		1.5	2.1	3.0	
3	10	227-30716-02	227-30717-02	227-30718-02	80

Pre-column Type Guard Columns (High-Pressure Series)

Particle Size (µm)	I.D. (mm) / Length (mm)	2.1	3.0	4.6	Pressure Tolerance (MPa)
3	30	227-30804-01	227-30805-01	227-30806-01	50

Preparative Columns

Particle Size (µm)	I.D. (mm) / Length (mm)	6.0	7.6	10	14	20
5	50	227-30691-01	227-30692-01	227-30693-01	227-30694-01	227-30695-01
	100	227-30691-02	227-30692-02	227-30693-02	227-30694-02	227-30695-02
	150	227-30691-03	227-30692-03	227-30693-03	227-30694-03	227-30695-03
	250	227-30691-04	227-30692-04	227-30693-04	227-30694-04	227-30695-04

Preparative Guard Columns (Packed Column Type)

Particle Size (µm)	I.D. (mm) / Length (mm)	6.0	7.6	10	14	20
5	50	227-30696-01	227-30697-01	227-30698-01	227-30699-01	227-30700-01

Shim-pack GIST PFPP

Excellent Retention of Highly Polar Bases

Shim-pack GIST PFPP delivers unique separation patterns by multiple interactions such as π-π, dipole, hydrogen bonding and ionic interactions with ultra high inertness and stability which are characteristics of Shim-pack GIST Series.

One of the characteristics of Shim-pack GIST PFPP column is its extremely strong retention capability highly polar basic compounds. In addition, the inertness of Shim-pack GIST PFPP columns offer excellent peak symmetry for compounds that commonly adsorb to conventional column packing.

Bonded Phase	Pentafluorophenyl propyl groups
Particle Size	3 µm, 5 µm
Pore Size	10 nm
Surface Area	350 m^2/g
Carbon Loading	10 %
End-capping	Yes
pH Range	2 - 7.5
USP Code	L43

Analysis Example

Stronger Retentivity of Highly Polar Bases than Shim-pack GIST C18-AQ

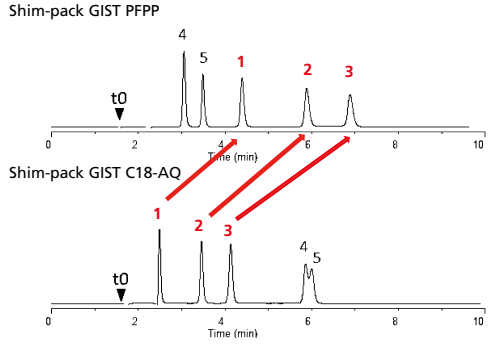

Peaks
1. Norepinephrine
2. L-Adrenaline
3. Dopamine
4. L-DOPA
5. L-(-)-Tyrosine

Conditions

Column	: 150 mm × 2.1 mm I.D., 3 µm
Mobile phase	: 10 mM $HCOONH^4$ + 0.1 % HCOOH in H^2O
Flow rate	: 0.2 mL/min
Column temp.	: 40 °C
Detection	: UV 210 nm

Good Separation of Geometrical Isomers

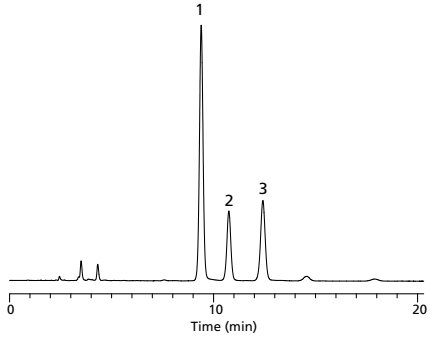

Conditions

Column	: Shim-pack GIST-HP PFPP (150 mm × 2.1 mm I.D., 3 µm, P/N: 227-30890-05)
Mobile phase	: A) Methanol B) H^2O A/B = 40/60, v/v
Flow rate	: 0.2 mL/min
Column temp.	: 40 °C
Detection	: UV 210 nm
Injection volume	: 2.5 µL

1. Eugenol

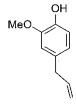

2. *cis*-Isoeugenol

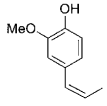

3 *trans*-Isoeugenol

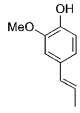

Shim-pack GIST PFPP

Order Information

Analytical Columns

Particle Size (µm)	I.D. (mm) / Length (mm)	1.0	1.5	2.1	3.0	4.0	4.6
3	20	-	-	227-30858-01	227-30859-01	227-30860-01	227-30861-01
	30	227-30856-01	227-30857-01	227-30858-02	227-30859-02	227-30860-02	227-30861-02
	50	227-30856-02	227-30857-02	227-30858-03	227-30859-03	227-30860-03	227-30861-03
	75	227-30856-03	227-30857-03	227-30858-04	227-30859-04	227-30860-04	227-30861-04
	100	227-30856-04	227-30857-04	227-30858-05	227-30859-05	227-30860-05	227-30861-05
	125	-	-	227-30858-06	227-30859-06	227-30860-06	227-30861-06
	150	227-30856-05	227-30857-05	227-30858-07	227-30859-07	227-30860-07	227-30861-07
	250	227-30856-06	227-30857-06	227-30858-08	227-30859-08	227-30860-08	227-30861-08
5	20	-	-	227-30864-01	227-30865-01	227-30866-01	227-30867-01
	30	-	227-30863-01	227-30864-02	227-30865-02	227-30866-02	227-30867-02
	50	227-30862-02	227-30863-02	227-30864-03	227-30865-03	227-30866-03	227-30867-03
	75	227-30862-03	227-30863-03	227-30864-04	227-30865-04	227-30866-04	227-30867-04
	100	227-30862-04	227-30863-04	227-30864-05	227-30865-05	227-30866-05	227-30867-05
	125	-	-	227-30864-06	227-30865-06	227-30866-06	227-30867-06
	150	227-30862-05	227-30863-05	227-30864-07	227-30865-07	227-30866-07	227-30867-07
	250	227-30862-06	227-30863-06	227-30864-08	227-30865-08	227-30866-08	227-30867-08

Cartridge Guard Columns

Particle Size (µm)	I.D. (mm) / Length (mm)	Cartridge Guard Column (2 pcs)				Holder
		1.0	1.5	3.0	4.0	
3	10	227-30873-01	227-30874-01	227-30875-01	227-30877-01	227-30532-01
	20	-	-	227-30876-01	227-30878-01	227-30532-02
5	10	227-30879-01	227-30880-01	227-30881-01	227-30883-01	227-30532-01
	20	-	-	227-30882-01	227-30884-01	227-30532-02

Particle Size (µm)	I.D. (mm) / Length (mm)	Cartridge Guard Column (2 pcs) and Holder			
		1.0	1.5	3.0	4.0
3	10	227-30873-02	227-30874-02	227-30875-02	227-30877-02
	20	-	-	227-30876-02	227-30878-02
5	10	227-30879-02	227-30880-02	227-30881-02	227-30883-02
	20	-	-	227-30882-02	227-30884-02

Analytical Columns (High-Pressure Series)

Particle Size (µm)	I.D. (mm) / Length (mm)	**2.1**	**3.0**	**4.6**	Pressure Tolerance (MPa)
3	20	227-30890-01	-	-	50
	30	-	227-30891-01	227-30892-01	
	50	227-30890-02	227-30891-02	227-30892-02	
	75	227-30890-03	227-30891-03	227-30892-03	
	100	227-30890-04	227-30891-04	227-30892-04	
	150	227-30890-05	227-30891-05	227-30892-05	
	250	227-30890-06	227-30891-06	227-30892-06	

Cartridge Guard Columns (High Pressure series)

Particle Size (µm)	I.D. (mm) / Length (mm)	Cartridge Guard Column (2 pcs)			Pressure Tolerance (MPa)	Holder
		1.5	2.1	3.0		
3	10	227-30893-01	227-30894-01	227-30895-01	80	227-30533-01

Particle Size (µm)	I.D. (mm) / Length (mm)	Cartridge Guard Column (2 pcs) and Holder			Pressure Tolerance (MPa)
		1.5	2.1	3.0	
3	10	227-30893-02	227-30894-02	227-30895-02	80

Preparative Columns

Particle Size (µm)	I.D. (mm) / Length (mm)	6.0	7.6	10	14	20
5	50	227-30868-01	227-30869-01	227-30870-01	227-30871-01	227-30872-01
	100	227-30868-02	227-30869-02	227-30870-02	227-30871-02	227-30872-02
	150	227-30868-03	227-30869-03	227-30870-03	227-30871-03	227-30872-03
	250	227-30868-04	227-30869-04	227-30870-04	227-30871-04	227-30872-04

Preparative Guard Columns (Packed Column Type)

Particle Size (µm)	I.D. (mm) / Length (mm)	6.0	7.6	10	14	20
5	50	227-30885-01	227-30886-01	227-30887-01	227-30888-01	227-30889-01

Shim-pack GIST Amide

Enhanced Retention of Polar Analytes with Higher Chemical Stability

Shim-pack GIST Amide provides relatively strong retention of highly polar compounds in HILIC mode due to its amide (carbamoyl group) ligand. It is also highly stable, which is a characteristic of Shim-pack GIST series. The column also exhibits great stability under 100% aqueous mobile phase conditions.

Bonded Phase	Carbamoyl groups
Particle Size	1.9 µm, 3 µm, 5 µm
Pore Size	10 nm
Surface Area	350 m^2/g
Carbon Loading	15 %
End-capping	Yes
pH Range	2 - 8.5
USP Code	L68

Analysis Example

Analysis of Tasty Components

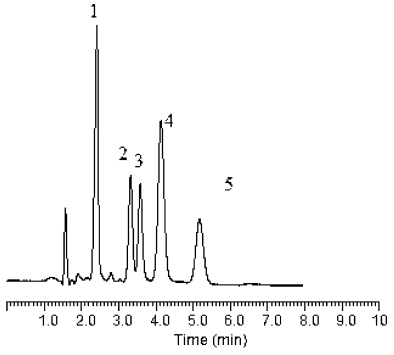

Peaks

1. Succinic acid 5 mg/mL
2. Glutamic acid 5 mg/mL
3. Aspartic acid 5 mg/mL
4. Inosinic acid (IMP) 0.1 mg/mL
5. Guanylic acid (GMP) 0.1 mg/mL

Conditions

Column : Shim-pack GIST Amide (150 mm × 2.1 mm I.D., 5 µm, P/N: 227-30824-06)
Mobile phase : A) Acetonitrile
B) 25 mM Phosphate Buffer (K^2HPO^4 and KH^2PO^4)
A/B = 75/25 (v/v)
Flow rate : 0.2 mL/min
Column temp. : 40 °C
Detection : UV 210 nm
Injection volume : 1 µL

Analysis of Purine Bases

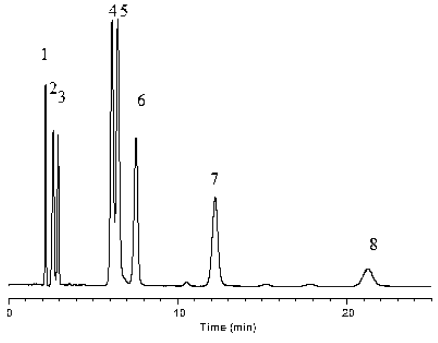

Peaks

1. Caffeine
2. Theophylline
3. Theobromine
4. Hypoxanthine
5. Adenine
6. Xanthine
7. Guanine
8. Uric acid

(100 mg/L each)

Conditions

Column : Shim-pack GIST Amide (150 mm × 2.1 mm I.D., 5 µm, P/N: 227-30824-06)
Mobile phase : A) Acetonitrile
B) 50 mM $HCOONH^4$ in H^2O
C) HCOOH
A/B/C = 90/10/0.1 (v/v/v)
Flow rate : 0.2 mL/min
Column temp. : 40 °C
Detection : UV 254 nm
Injection volume : 0.5 µL

Shim-pack GIST Amide

Order Information

Analytical Columns

Particle Size (µm)	Length (mm) \ I.D. (mm)	1.0	1.5	2.1	3.0	4.0	4.6
3	30	227-30816-01	227-30817-01	227-30818-01	227-30819-01	227-30820-01	227-30821-01
	50	227-30816-02	227-30817-02	227-30818-02	227-30819-02	227-30820-02	227-30821-02
	75	227-30816-03	227-30817-03	227-30818-03	227-30819-03	227-30820-03	227-30821-03
	100	227-30816-04	227-30817-04	227-30818-04	227-30819-04	227-30820-04	227-30821-04
	125	-	-	227-30818-05	227-30819-05	227-30820-05	227-30821-05
	150	227-30816-05	227-30817-05	227-30818-06	227-30819-06	227-30820-06	227-30821-06
	250	227-30816-06	227-30817-06	227-30818-07	227-30819-07	227-30820-07	227-30821-07
5	30	227-30822-01	227-30823-01	227-30824-01	227-30825-01	227-30826-01	227-30827-01
	50	227-30822-02	227-30823-02	227-30824-02	227-30825-02	227-30826-02	227-30827-02
	75	227-30822-03	227-30823-03	227-30824-03	227-30825-03	227-30826-03	227-30827-03
	100	227-30822-04	227-30823-04	227-30824-04	227-30825-04	227-30826-04	227-30827-04
	125	-	-	227-30824-05	227-30825-05	227-30826-05	227-30827-05
	150	227-30822-05	227-30823-05	227-30824-06	227-30825-06	227-30826-06	227-30827-06
	250	227-30822-06	227-30823-06	227-30824-07	227-30825-07	227-30826-07	227-30827-07

Cartridge Guard Columns

Particle Size (µm)	Length (mm) \ I.D. (mm)	Cartridge Guard Column (2 pcs)				Holder
		1.0	1.5	3.0	4.0	
3	10	227-30833-01	227-30834-01	227-30835-01	227-30837-01	227-30532-01
	20	-	-	227-30836-01	227-30838-01	227-30532-02
5	10	227-30839-01	227-30840-01	227-30841-01	227-30843-01	227-30532-01
	20			227-30842-01	227-30844-01	227-30532-02

Particle Size (µm)	Length (mm) \ I.D. (mm)	Cartridge Guard Column (2 pcs) and Holder			
		1.0	1.5	3.0	4.0
3	10	227-30833-02	227-30834-02	227-30835-02	227-30837-02
	20	-	-	227-30836-02	227-30838-02
5	10	227-30839-02	227-30840-02	227-30841-02	227-30843-02
	20	-	-	227-30842-02	227-30844-02

Analytical Columns (High-Pressure Series)

Particle Size (µm)	Length (mm) \ I.D. (mm)	2.1	3	Pressure Tolerance (MPa)
1.9	30	227-30947-01	227-30948-01	80
	50	227-30947-02	227-30948-02	
	75	227-30947-03	227-30948-03	
	100	227-30947-04	227-30948-04	
	150	227-30947-05	227-30948-05	

Cartriege Guard Columns (High-Pressure Series)

Particle Size (µm)	Length (mm) \ I.D. (mm)	Cartridge Guard Column (2 pcs)		Pressure Tolerance (MPa)	Holder
		2.1	3		
1.9	10	227-30949-01	227-30950-01	80	227-30533-01

Particle Size (µm)	Length (mm) \ I.D. (mm)	Cartriege Guard Column (2pcs)		Pressure Tolerance (MPa)
		2.1	3	
1.9	10	227-30949-02	227-30950-02	80

Preparative Columns

Particle Size (µm)	Length (mm) \ I.D. (mm)	6.0	7.6	10	14	20
5	50	227-30828-01	227-30829-01	227-30830-01	227-30831-01	227-30832-01
	100	227-30828-02	227-30829-02	227-30830-02	227-30831-02	227-30832-02
	150	227-30828-03	227-30829-03	227-30830-03	227-30831-03	227-30832-03
	250	227-30828-04	227-30829-04	227-30830-04	227-30831-04	227-30832-04

Preparative Guard Columns (Packed Column Type)

Particle Size (µm)	Length (mm) \ I.D. (mm)	6.0	7.6	10	14	20
5	50	227-30845-01	227-30846-01	227-30847-01	227-30848-01	227-30849-01

Shim-pack GIS HILIC

Ideal for the Separation of Highly Polar Basic Compounds

Shim-pack GIS HILIC is designed for Hydrophilic Interaction Liquid Chromatography (HILIC). It is chemically bonded with a diol group, which provides excellent peak shape for basic and neutral polar compounds.
In addition, HILIC is a variation of normal phase mode. It is capable of using organic solvents mixed with water as mobile phase, while normal phase mode uses non-aqueous organic solvents. In HILIC, the higher the organic concentration in the solvents, the greater is the retention of highly polar compounds.

Bonded Phase	Diol groups
Particle Size	3 µm, 5 µm
Pore Size	10 nm
Surface Area	450 m^2/g
Carbon Loading	20 %
End-capping	-
pH Range	2 - 7.5
USP Code	L20

Analysis Example

Analysis of Allantoin

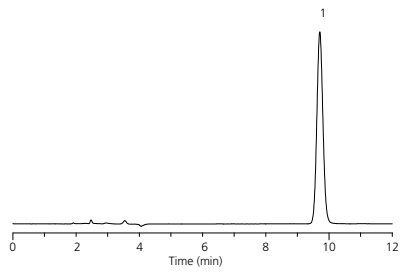

Peaks
1. Allantoin

Conditions
Column : Shim-pack GIS HILIC (250 mm × 3.0 mm I.D., 5 µm) (P/N: 227-30639-07)
Mobile phase : A) 10 mmol/L Ammonium acetate
B) Acetonitrile
A/B = 5/95 (v/v)
Flow rate : 0.4 mL/min
Column temp. : 40 °C
Detection : UV 210 nm

Analysis of Taurine and Inositol

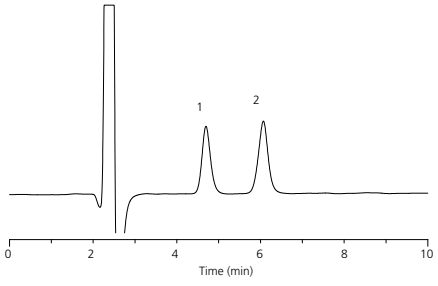

Peaks (500 mg/L each)
1. Taurine
2. Inositol

Conditions
Column : Shim-pack GIS HILIC (150 mmL. × 3.0 mm I.D., 5 µm) (P/N: 227-30639-06)
Mobile phase : A) Water
B) Acetonitrile
A/B = 20/80 (v/v)
Flow rate : 0.4 mL/min
Column temp. : 40 °C
Detection : RID (35 °C, positive)
Injection volume : 20 µL

Shim-pack GIS HILIC

Analytical Columns

Particle Size (µm)	Length (mm) \ I.D. (mm)	1.0	1.5	2.1	3.0	4.0	4.6
3	30	-	-	227-30620-01	227-30621-01	227-30622-01	227-30623-01
	33	227-30618-01	227-30619-01	227-30620-02	227-30621-02	227-30622-02	227-30623-02
	50	227-30618-02	227-30619-02	227-30620-03	227-30621-03	227-30622-03	227-30623-03
	75	227-30618-03	227-30619-03	227-30620-04	227-30621-04	227-30622-04	227-30623-04
	100	227-30618-04	227-30619-04	227-30620-05	227-30621-05	227-30622-05	227-30623-05
	150	227-30618-05	227-30619-05	227-30620-06	227-30621-06	227-30622-06	227-30623-06
	250	227-30618-06	227-30619-06	227-30620-07	227-30621-07	227-30622-07	227-30623-07
5	30	-	-	227-30638-01	227-30639-01	227-30640-01	227-30641-01
	33	227-30636-01	227-30637-01	227-30638-02	227-30639-02	227-30640-02	227-30641-02
	50	227-30636-02	227-30637-02	227-30638-03	227-30639-03	227-30640-03	227-30641-03
	75	227-30636-03	227-30637-03	227-30638-04	227-30639-04	227-30640-04	227-30641-04
	100	227-30636-04	227-30637-04	227-30638-05	227-30639-05	227-30640-05	227-30641-05
	150	227-30636-05	227-30637-05	227-30638-06	227-30639-06	227-30640-06	227-30641-06
	250	227-30636-06	227-30637-06	227-30638-07	227-30639-07	227-30640-07	227-30641-07

Cartridge Guard Columns

Particle Size (µm)	Length (mm) \ I.D. (mm)	Cartridge Guard Column (2 pcs)				Holder
		1.0	1.5	3.0	4.0	
3	10	227-30630-01	227-30631-01	227-30632-01	227-30634-01	227-30532-01
	20	-	-	227-30633-01	227-30635-01	227-30532-02
5	10	227-30661-01	227-30662-01	227-30663-01	227-30665-01	227-30532-01
	20	-	-	227-30664-01	227-30666-01	227-30532-02

Particle Size (µm)	Length (mm) \ I.D. (mm)	Cartridge Guard Column (2 pcs) and Holder			
		1.0	1.5	3.0	4.0
3	10	227-30630-02	227-30631-02	227-30632-02	227-30634-02
	20	-	-	227-30633-02	227-30635-02
5	10	227-30661-02	227-30662-02	227-30663-02	227-30665-02
	20	-	-	227-30664-02	227-30666-02

Preparative Columns

Particle Size (µm)	Length (mm) \ I.D. (mm)	6.0	7.6	10	14	20	30	50
5	50	227-30642-01	227-30643-01	227-30644-01	227-30645-01	227-30646-01	227-30647-01	-
	100	227-30642-02	227-30643-02	227-30644-02	227-30645-02	227-30646-02	-	-
	150	227-30642-03	227-30643-03	227-30644-03	227-30645-03	227-30646-03	-	-
	250	227-30642-04	227-30643-04	227-30644-04	227-30645-04	227-30646-04	227-30647-02	227-30647-03

Preparative Guard Columns (Packed Column Type)

Particle Size (µm)	Length (mm) \ I.D. (mm)	6.0	7.6	10	14	20	30	50
5	50*	227-30648-01	227-30649-01	227-30650-01	227-30651-01	227-30652-01	227-30653-01	227-30654-01

* The length of the guard column for a preparative column with an inner diameter of 50 mm is 75 mm.

Shim-pack GIST NH2

Ideal for Sugar Analysis

New high-purity porous spherical silica chemically bonded with the aminopropyl group ensures the superior stability of Shim-pack GIST NH2. It is capable of the analysis of vitamin E or simultaneous analysis of sugars that are hard to separate in reversed phase mode. In addition, due to being primarily amine-bound, Shim-pack GIST NH2 can analyze sugars with no separation of anomers, even under low-temperature conditions.
Furthermore, Shim-pack GIST NH2 delivers highly reliable reproducibility and stability with accurate qualitative and quantitative results.

Bonded Phase	Aminopropyl groups
Particle Size	3 µm, 5 µm
Pore Size	10 nm
Surface Area	350 m^2/g
Carbon Loading	7 %
End-capping	-
pH Range	2 -7.5
USP Code	L8

Analysis Examples

Sugars

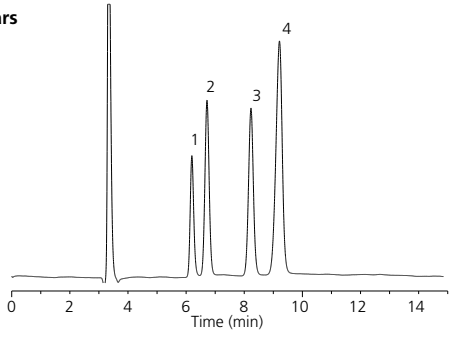

Peaks
1. Fructose
2. Glucose
3. Sucrose
4. Maltose

Conditions
Column : Shim-pack GIST NH2 (250 mm × 4.6 mm I.D., 5 µm, P/N: 227-30302-08)
Mobile phase : A) Water
B) Acetonitrile
A/B = 25/75 (v/v)
Flow rate : 1.0 mL/min
Column temp. : 40 °C
Detection : RID
Injection volume : 5 µL

Vitamin E

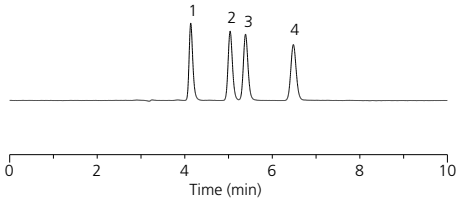

Peaks (25 mg/L each)
1. α-Tocopherol
2. β-Tocopherol
3. γ-Tocopherol
4. δ-Tocopherol

Conditions
Column : Shim-pack GIST NH2 (250 mm × 4.6 mm I.D., 5 µm, P/N: 227-30302-08)
Mobile phase : A) *n*-Hexane
B) Ethyl acetate
A/B = 70/30 (v/v)
Flow rate : 1.0 mL/min
Column temp. : 30 °C
Detection : UV 290 nm
Injection volume : 10 µL

Shim-pack GIST NH2

Analytical Columns

Particle Size (µm)	Length (mm) \ I.D. (mm)	1.0	1.5	2.1	3.0	4.0	4.6
3	20	-	-	227-30293-01	227-30294-01	227-30295-01	227-30296-01
	30	227-30291-01	227-30292-01	227-30293-02	227-30294-02	227-30295-02	227-30296-02
	50	227-30291-02	227-30292-02	227-30293-03	227-30294-03	227-30295-03	227-30296-03
	75	227-30291-03	227-30292-03	227-30293-04	227-30294-04	227-30295-04	227-30296-04
	100	227-30291-04	227-30292-04	227-30293-05	227-30294-05	227-30295-05	227-30296-05
	150	227-30291-05	227-30292-05	227-30293-06	227-30294-06	227-30295-06	227-30296-06
	250	227-30291-06	227-30292-06	227-30293-07	227-30294-07	227-30295-07	227-30296-07
5	20	-	-	227-30299-01	227-30300-01	227-30301-01	227-30302-01
	30	227-30297-01	227-30298-01	227-30299-02	227-30300-02	227-30301-02	227-30302-02
	50	227-30297-02	227-30298-02	227-30299-03	227-30300-03	227-30301-03	227-30302-03
	75	227-30297-03	227-30298-03	227-30299-04	227-30300-04	227-30301-04	227-30302-04
	100	227-30297-04	227-30298-04	227-30299-05	227-30300-05	227-30301-05	227-30302-05
	150	227-30297-05	227-30298-05	227-30299-06	227-30300-06	227-30301-06	227-30302-06
	250	227-30297-06	227-30298-06	227-30299-07	227-30300-07	227-30301-07	227-30302-08

Cartridge Guard Columns

Particle Size (µm)	Length (mm) \ I.D. (mm)	Cartridge Guard Column (2 pcs)				Holder
		1.0	1.5	3.0	4.0	
3	10	227-30308-01	227-30308-03	227-30309-01	227-30310-01	227-30532-01
5	10	227-30311-01	227-30312-01	227-30313-01	227-30315-01	
	20	-	-	227-30314-01	227-30316-01	227-30532-02

Particle Size (µm)	Length (mm) \ I.D. (mm)	Cartridge Guard Column (2 pcs) and Holder			
		1.0	1.5	3.0	4.0
3	10	227-30308-02	227-30308-04	227-30309-02	227-30310-02
5	10	227-30311-02	227-30312-02	227-30313-02	227-30315-02
	20	-	-	227-30314-02	227-30316-02

Preparative Columns

Particle Size (µm)	Length (mm) \ I.D. (mm)	6.0	7.6	10	14	20
5	50	227-30303-01	227-30304-01	227-30305-01	227-30306-01	227-30307-01
	100	227-30303-02	227-30304-02	227-30305-02	227-30306-02	227-30307-02
	150	227-30303-03	227-30304-03	227-30305-03	227-30306-03	227-30307-03
	250	227-30303-04	227-30304-04	227-30305-04	227-30306-04	227-30307-04

Preparative Guard Columns (Packed Column Type)

Particle Size (µm)	Length (mm) \ I.D. (mm)	6.0	7.6	10	14	20
5	50	227-30317-01	227-30318-01	227-30319-01	227-30320-01	227-30321-01

Shim-pack GIS CN

Suitable in Either Reversed Phase or Normal Phase Mode

Shim-pack GIS CN is capable of either normal phase or reversed phase analysis. Cyanopropryl groups bonded to silica gel with high density increases the difference recognition of hydrophilicity and the stability. Due to no end-capping, it is capable of analysis utilizing cyano group characteristics.
In reversed phase mode, separation can be achieved for those compounds that could not be separated on straight-chain-alkyl columns, such as C18 or C8 bonded phases. When using the column for reversed phase mode, fully equilibrate the column before use.

Bonded Phase	Cyanopropryl groups
Particle Size	3 µm, 5 µm
Pore Size	10 nm
Surface Area	450 m^2/g
Carbon Loading	14 %
End-capping	-
pH Range	2 - 7.5
USP Code	L10

Analysis Examples

γ - Oryzanol

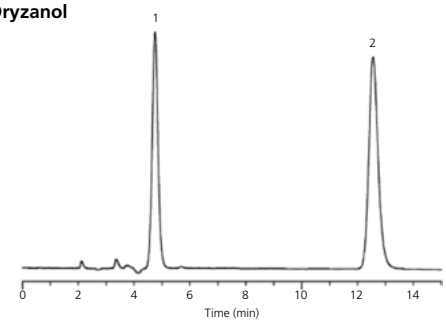

Peaks
1. gamma-oryzanol
2. vanillin

Conditions
Column : Shim-pack GIS CN (150 mm × 4.6 mm I.D., 5 µm, P/N: 227-30263-06)
Mobile phase : A) Hexane
B) 2-Propanol
C) Acetic acid
A/B/C = 94/5/1 (v/v/v)
Flow rate : 1.0 mL/min
Column temp. : 30 °C
Detection : UV 320 nm
Injection volume : 1 µL

Free Amino acids and Organic acids

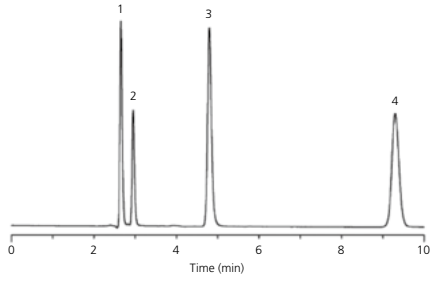

Peaks
1. Asparagine • H_2O (0.75 mg/mL)
2. Aspartic acid (0.75 mg/mL)
3. Fumaric acid (0.01 mg/mL)
4. Maleic acid (0.01 mg/mL)

Conditions
Column : Shim-pack GIS CN (250 mm × 4.6 mm I.D., 5 µm, P/N: 227-30263-07)
Mobile phase : 20 mmol/L Monopotassium phosphate buffer solution (pH 4.0)
Flow rate : 1.0 mL/min
Column temp. : 40 °C
Detection : UV 210 nm
Injection volume : 5 µL

Shim-pack GIS CN

Analytical Columns

Particle Size (µm)	Length (mm) \ I.D. (mm)	1.0	1.5	2.1	3.0	4.0	4.6
3	30	-	-	227-30254-01	227-30255-01	227-30256-01	227-30257-01
	33	227-30252-01	227-30253-01	227-30254-02	227-30255-02	227-30256-02	227-30257-02
	50	227-30252-02	227-30253-02	227-30254-03	227-30255-03	227-30256-03	227-30257-03
	75	227-30252-03	227-30253-03	227-30254-04	227-30255-04	227-30256-04	227-30257-04
	100	227-30252-04	227-30253-04	227-30254-05	227-30255-05	227-30256-05	227-30257-05
	150	227-30252-05	227-30253-05	227-30254-06	227-30255-06	227-30256-06	227-30257-06
	250	227-30252-06	227-30253-06	227-30254-07	227-30255-07	227-30256-07	227-30257-07
5	30	-	-	227-30260-01	227-30261-01	227-30262-01	227-30263-01
	33	227-30258-01	227-30259-01	227-30260-02	227-30261-02	227-30262-02	227-30263-02
	50	227-30258-02	227-30259-02	227-30260-03	227-30261-03	227-30262-03	227-30263-03
	75	227-30258-03	227-30259-03	227-30260-04	227-30261-04	227-30262-04	227-30263-04
	100	227-30258-04	227-30259-04	227-30260-05	227-30261-05	227-30262-05	227-30263-05
	150	227-30258-05	227-30259-05	227-30260-06	227-30261-06	227-30262-06	227-30263-06
	250	227-30258-06	227-30259-06	227-30260-07	227-30261-07	227-30262-07	227-30263-07

Cartridge Guard Columns

Particle Size (µm)	Length (mm) \ I.D. (mm)	Cartridge Guard Column (2 pcs)				Holder
		1.0	1.5	3.0	4.0	
3	10	227-30270-01	227-30271-01	227-30272-01	227-30274-01	227-30532-01
	20	-	-	227-30273-01	227-30275-01	227-30532-02
5	10	227-30276-01	227-30277-01	227-30278-01	227-30280-01	227-30532-01
	20	-	-	227-30279-01	227-30281-01	227-30532-02

Particle Size (µm)	Length (mm) \ I.D. (mm)	Cartridge Guard Column (2 pcs) and Holder			
		1.0	1.5	3.0	4.0
3	10	227-30270-02	227-30271-02	227-30272-02	227-30274-02
	20	-	-	227-30273-02	227-30275-02
5	10	227-30276-02	227-30277-02	227-30278-02	227-30280-02
	20	-	-	227-30279-02	227-30281-02

Preparative Columns

Particle Size (µm)	Length (mm) \ I.D. (mm)	6.0	7.6	10	14	20	30	50
5	50	227-30264-01	227-30265-01	227-30266-01	227-30267-01	227-30268-01	227-30269-01	-
	100	227-30264-02	227-30265-02	227-30266-02	227-30267-02	227-30268-02	-	-
	150	227-30264-03	227-30265-03	227-30266-03	227-30267-03	227-30268-03	-	-
	250	227-30264-04	227-30265-04	227-30266-04	227-30267-04	227-30268-04	227-30269-02	227-30269-03

Preparative Guard Columns (Packed Column Type)

Particle Size (µm)	Length (mm) \ I.D. (mm)	6.0	7.6	10	14	20	30	50
5	50*	227-30284-01	227-30285-01	227-30286-01	227-30287-01	227-30288-01	227-30289-01	227-30290-01

* The length of the guard column for a preparative column with an inner diameter of 50 mm is 75 mm.

Shim-pack GIS SIL

Suitable in Either Reversed Phase or Normal Phase Mode

Shim-pack GIS SIL is a high quality of pure silica gel column that achieves separation with sharp peaks and provides high column-to-column reproducibility. Shim-pack GIS SIL tends to strongly retain basic compounds due to the silanol groups of the silica gel.

Bonded Phase	-
Particle Size	3 µm, 5 µm
Pore Size	10 nm
Surface Area	450 m²/g
Carbon Loading	-%
End-capping	-
pH Range	2 - 7.5
USP Code	-

Analysis Examples

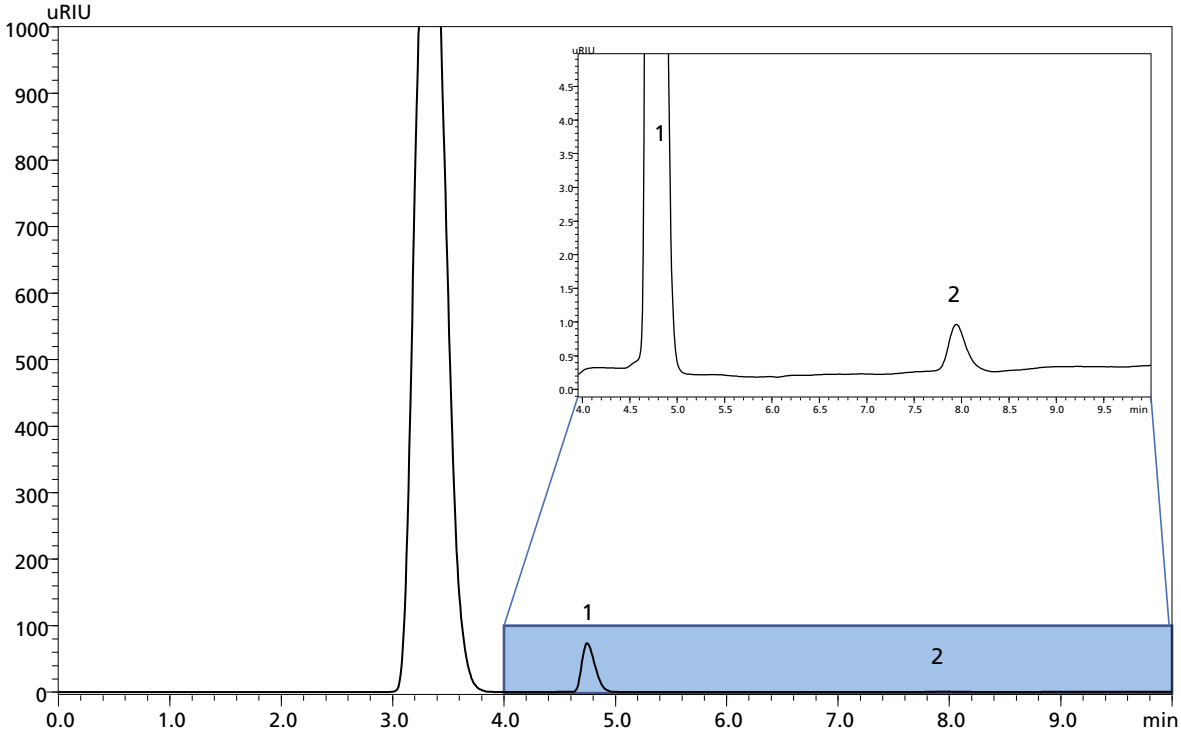

Conditions

Column	: Shim-pack GIS SIL (250 mm × 4.6 mm I.D., 5 µm) (P/N: 227-30954-28)
Mobile phase	: n-Hexane / 2-Propanol = 0.4 / 99.6 v/v
Flow rate	: 1.0 mL/min
Column temp.	: 40 °C
Detection	: RID-20A
Injection volume	: 5.0 µL

Peaks

1. Methyl Stearate
2. Trilinolein

Shim-pack GIS SIL

Analytical Columns

Particle Size (µm)	I.D. (mm) / Length (mm)	2.1	3.0	4.0	4.6
3	30	227-30953-01	227-30953-08	227-30953-15	227-30953-22
	33	227-30953-02	227-30953-09	227-30953-16	227-30953-23
	50	227-30953-03	227-30953-10	227-30953-17	227-30953-24
	75	227-30953-04	227-30953-11	227-30953-18	227-30953-25
	100	227-30953-05	227-30953-12	227-30953-19	227-30953-26
	150	227-30953-06	227-30953-13	227-30953-20	227-30953-27
	250	227-30953-07	227-30953-14	227-30953-21	227-30953-28
5	30	227-30954-01	227-30954-08	227-30954-15	227-30954-22
	33	227-30954-02	227-30954-09	227-30954-16	227-30954-23
	50	227-30954-03	227-30954-10	227-30954-17	227-30954-24
	75	227-30954-04	227-30954-11	227-30954-18	227-30954-25
	100	227-30954-05	227-30954-12	227-30954-19	227-30954-26
	150	227-30954-06	227-30954-13	227-30954-20	227-30954-27
	250	227-30954-07	227-30954-14	227-30954-21	227-30954-28

Cartridge Guard Columns

Particle Size (µm)	I.D. (mm) / Length (mm)	Cartridge Guard Column (2 pcs)				Holder
		1.0	1.5	3.0	4.0	
3	10	-	227-30955-01	227-30955-03	227-30955-07	227-30532-01
	20	-	-	227-30955-05	227-30955-09	227-30532-02
5	10	-	227-30955-11	227-30955-13	227-30955-17	227-30532-01
	20	-	-	227-30955-15	227-30955-19	227-30532-02

Particle Size (µm)	I.D. (mm) / Length (mm)	Cartridge Guard Column (2 pcs) and Holder			
		1.0	1.5	3.0	4.0
3	10	-	227-30955-02	227-30955-04	227-30955-08
	20	-	-	227-30955-06	227-30955-10
5	10	-	227-30955-12	227-30955-14	227-30955-18
	20	-	-	227-30955-16	227-30281-20

Preparative Columns

Particle Size (µm)	I.D. (mm) / Length (mm)	6.0	7.6	10	14	20
5	50	227-30954-29	227-30954-33	227-30954-37	227-30954-41	227-30954-45
	100	227-30954-30	227-30954-34	227-30954-38	227-30954-42	227-30954-46
	150	227-30954-31	227-30954-35	227-30954-39	227-30954-43	227-30954-47
	250	227-30954-32	227-30954-36	227-30954-40	227-30954-44	227-30954-48

Preparative Guard Columns (Packed Column Type)

Particle Size (µm)	I.D. (mm) / Length (mm)	6.0	7.6	10	14	20
5	50	227-30955-21	227-30955-22	227-30955-23	227-30955-24	227-30955-25

Shim-pack GWS C18

Economical Choice

Shim-pack GWS C18 is packed with high-purity silica gel. A uniform pore size ensures low pressure, while complete end-capping makes it possible for analysis of acidic or basic compounds.
Shim-pack GWS series is an ideal choice for cost control.

Bonded Phase	Octadecyl groups
Particle Size	5 µm
Pore Size	10 nm
Surface Area	450 m^2/g
Carbon Loading	9.5 %
End-capping	Yes
pH Range	2 - 7.5
USP Code	L1

Analysis Examples

Cold medication

Peaks (10 mg/L each)
1. Potassium Guaiacol sulfonate
2. Acetaminophen
3. Caffeine
4. Ethenzamide
5. Allyl isopropyl acetyl urea
6. Isopropylantipyrine
7. Ibuprofen

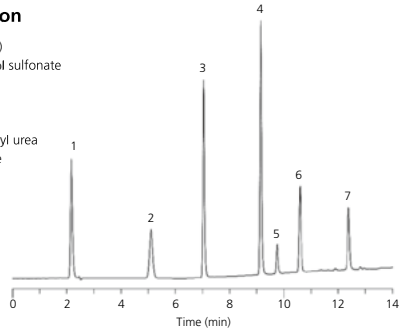

Conditions
Column : Shim-pack GWS C18 (150 mm × 4.6 mm I.D., 5 µm, P/N: 227-30158-01)
Mobile phase : A) 0.1 % Phosphoric acid in Water
B) Acetonitrile
A/B = 90/10 - 2 min - 90/10 - 10 min - 0/100
Flow rate : 1.0 mL/min
Column temp. : 40 °C
Detection : UV 210 nm
Injection volume : 10 µL

Puerariae radix

Peaks
1. Puerarin

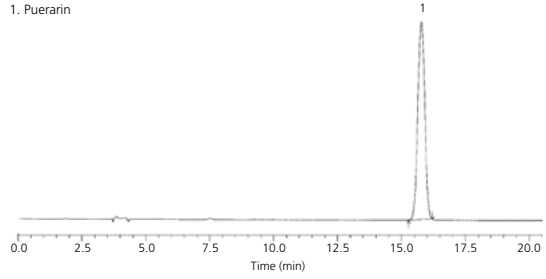

Conditions
Column : Shim-pack GWS C18 (250 mm × 4.6 mmI.D., 5 µm, P/N: 227-30158-03)
Mobile phase : A) Water
B) Acetonitrile
A/B = 89/11
Flow rate : 1.0 mL/min
Column temp. : 20 °C
Detection : UV 250 nm
Injection volume : 10 µL

Analytical Columns

Particle Size (µm)	I.D. (mm) / Length (mm)	4.6
5	150	227-30158-01
	200	227-30158-02
	250	227-30158-03

Cartridge Guard Columns

Particle Size (µm)	I.D. (mm) / Length (mm)	Cartridge Guard Column (2 pcs)	Holder	Cartridge Guard Column (2 pcs) and Holder
		4.0		4.0
5	10	227-30159-01	227-30532-01	227-30159-02

Shim-pack G Series (Metal Free Columns)

Analytical Columns

Chemistry		GIST C18		GIST C18-AQ	GISS C18		Pressure Tolerance (MPa)
Particle Size (µm)	I.D. (mm) / Length (mm)	2.1	4.6	2.1	2.1	4.6	
1.9 or 2	50	227-30914-01	227-30915-01	227-30936-01	227-30922-01	227-30923-01	80
	100	227-30914-02	227-30915-02	227-30936-02	227-30922-02	227-30923-02	
	150	227-30914-03	227-30915-03	227-30936-03	-	227-30923-03	
3	50	227-30916-01	227-30917-01	227-30938-01	227-30924-01	227-30925-01	50
	100	227-30916-02	227-30917-02	227-30938-02	227-30924-02	227-30925-02	
	150	227-30916-03	227-30917-03	227-30938-03	227-30924-03	227-30925-03	
	250	227-30916-04	227-30917-04	227-30938-04	227-30924-04	227-30925-04	
5	50	227-30918-01	227-30919-01	227-30940-01	227-30926-01	227-30927-01	20
	100	227-30918-02	227-30919-02	227-30940-02	227-30926-02	227-30927-02	
	150	227-30918-03	227-30919-03	227-30940-03	227-30926-03	227-30927-03	
	250	227-30918-04	227-30919-04	227-30940-04	227-30926-04	227-30927-04	

Chemistry		GISS C8		GIST PFPP		GIST Amide		Pressure Tolerance (MPa)
	I.D. (mm) / Length (mm)	2.1	4.6	2.1	4.6	2.1	4.6	
1.9 or 2	50	227-30928-01	227-30929-01	-	-	227-30951-01	-	80
	100	227-30928-02	227-30929-02	-	-	227-30951-02	-	
	150	-	227-30929-03	-	-	227-30951-03	-	
3	50	227-30930-01	227-30931-01	227-30896-01	227-30897-01	227-30850-01	227-30851-01	50
	100	227-30930-02	227-30931-02	227-30896-02	227-30897-02	227-30850-02	227-30851-02	
	150	227-30930-03	227-30931-03	227-30896-03	227-30897-03	227-30850-03	227-30851-03	
	250	227-30930-04	227-30931-04	227-30896-04	227-30897-04	227-30850-04	227-30851-04	
5	50	227-30932-01	227-30933-01	227-30898-01	227-30899-01	227-30852-01	227-30853-01	20
	100	227-30932-02	227-30933-02	227-30898-02	227-30899-02	227-30852-02	227-30853-02	
	150	227-30932-03	227-30933-03	227-30898-03	227-30899-03	227-30852-03	227-30853-03	
	250	227-30932-04	227-30933-04	227-30898-04	227-30899-04	227-30852-04	227-30853-04	

Cartridge Guard Columns

Chemistry	Particle Size (µm)	I.D. (mm) / Length (mm)	Cartriege Guard Column (2 pcs)		Pressure Tolerance (MPa)	Holder
			2.1	3.0		
GIST C18	5	10	227-30920-01	227-30921-01	20	227-30944-01
GIST C18-AQ			227-30942-01	227-30943-01		
GISS C18			227-30934-01	227-30935-01		
GISS C8			227-30945-01	227-30946-01		
GIST PFPP			227-30900-01	227-30901-01		
GIST Amide			227-30854-01	227-30855-01		

Chemistry	Particle Size (µm)	I.D. (mm) / Length (mm)	Cartriege Guard Column (2 pcs) and Holder		Pressure Tolerance (MPa)
			2.1	3.0	
GIST C18	5	10	227-30920-02	227-30921-02	20
GIST C18-AQ			227-30942-02	227-30943-02	
GISS C18			227-30934-02	227-30935-02	
GISS C8			227-30945-02	227-30946-02	
GIST PFPP			227-30900-02	227-30901-02	
GIST Amide			227-30854-02	227-30855-02	

Shim-pack Arata™ Series

Unprecedented Resolution and Peak Shape of Basic Compounds & Peptides

Shim-pack Arata C18

Even for LC columns that claim to be designed for basic compounds, adequate resolution often can not be obtained due to problems such as leading of highly polar basic compounds, peak shape deterioration of acidic compounds, or long equilibration time required for low ionic strength acidic mobile phase.
All of these issues have been solved with Shim-pack Arata that was specifically designed to give unmatched peak shape for basic compounds.

Shim-pack Arata	C18
Particle size	2.2 µm, 5 µm
Pore size	12 nm
Surface Area (m^2/g)	340
Carbon content (%)	17
End-cap	proprietary
pH range of use	2 -7.5
100 % aqueous condition	Yes
USP classification	L1

Unmatched Peak Shape

Unmatched peak shape of basic compounds can be achieved while maintaining good peak shape for acidic compounds using Shim-pack Arata LC columns.

Analysis of Mixtures of Basic and Acidic Drugs (Particle size: 2.2 -2.5 µm)

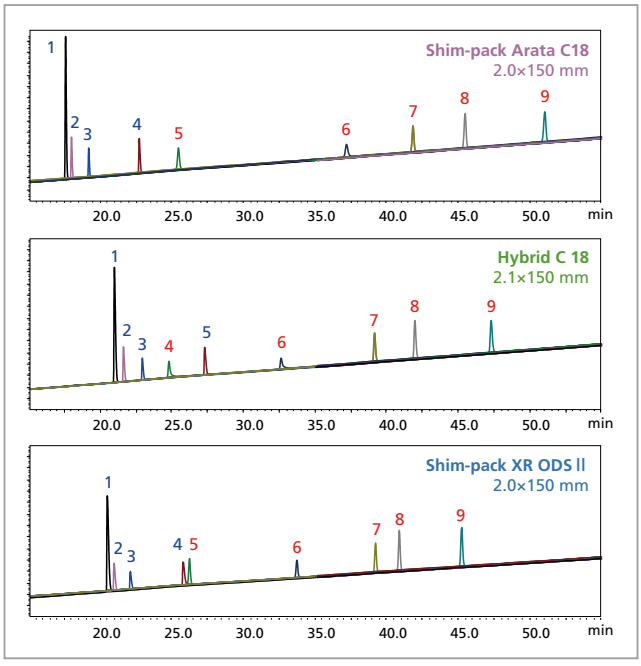

Conditions
LC system : Nexera X2_SPD20A (semi-micro cell)
LC column :
Shim-pack Arata C18 (2.0 × 150 mm I.D., 2.2 µm)
Hybrid C18 (2.1×150 mm, 2.5 µm)
Shim-pack XR ODS II (2.0 × 150 mm I.D., 2.2 µm)
Mobile phase : A) 0.1 % HCOOH in H^2O
B) 0.1 % HCOOH in Acetonitrile
Gradient : 10 %B (0 min) →70 %B (50-60 min)→10 %B (60.01-70 min.)
Flow rate : 0.2 mL/min
Detection : 226 nm
Column temp. : 40 °C
Injection volume : 1 µL

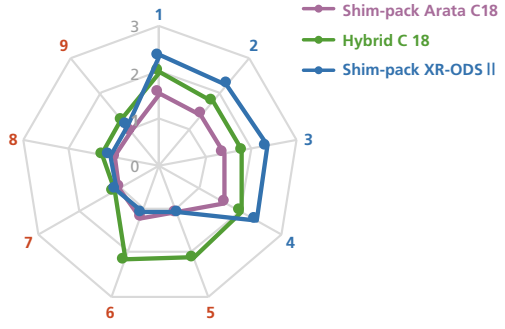

Symmetry factor for each drug

1. Cyproheptidine 2. Hydroxyzine 3. Mequitazine 4. Clemastine (basic drug)
5. Proxicam 6. Meloxicam 7. Flurbiprofen 8. Diclofenac 9. Mefenamic acid (acidic drug)

A mixture of 4 basic drugs and 5 acidic drugs was analyzed using a Shim-pack Arata C18 column (2.2 µm), a Hybrid C18 column (designed for improving peak shape of basic compounds: 2.5 µm), and a typcial ODS column (Shim-pack XR-ODSII column: 2.2 µm). This mixture was analyzed under the low ionic strength acidic mobile phase (0.1 % formic acid mobile phase) condition, in which the peak shape of basic compounds tends to deteriorate so that the peak shapes (symmetry factors) of each drug were compared. The peak symmetry of basic drugs (1-4) was improved using the hybrid C18 column, which is specifically claimed to be good for the peak shape of basic compounds under low ionic acidic mobile phase conditions, compared to the typical ODS column. While, the peak symmetry of acidic drugs (5 -9) on the hybrid C18 column was deteriorated showing tailing. On the other hand, the Shim-pack Arata C18 column not only showed the best peak symmetry for the basic drugs, but also showed similar or better peak symmetry for acidic drugs compared to the general ODS.

Rapid Equilibration and Stable Retention Times

When analyzing basic compounds on a typical ODS column with low ionic acidic mobile phase (0.1 % formic acid, phosphoric acid, and others), not only poor peak shape but also long equilibration time required to obtain stable data is a common problem faced by customers. Shim-pack Arata C18 column can be rapidly equilibrated in low ionic strength acidic mobile phase conditions yielding excellent peak shape and stable retention times, which allows reliable qualitative and quantitative analysis.

Drug Purity Test

~ Retention Behavior of Basic Drug and its Impurities under 0.1 % Phosphoric Acid Mobile Phase Condition ~

Impurity control in drug substances and drug products is strictly regulated in the quality control process of pharmaceutical manufacturing. Impurities in the drug substances and drug products, which are final products, are controlled through impurity control in the raw materials and in each manufacturing process. As the concept of "Quality by design in manufacturing processes" is basically required, it is particularly important to improve the qualitative efficiency of impurity management in the CMC departments of pharmaceutical companies. In particular, ensuring the reliability (ruggedness) of the methods used for impurity control is a key factor affecting the quality control of pharmaceutical products.
Shim-Pack Arata C18 columns provides a method that yields stable separation performance through rapid equilibration under 0.1 % phosphoric acid mobile phase condition and secures high reliability (ruggedness) not only for basic drugs but also for trace amounts of related impurities.

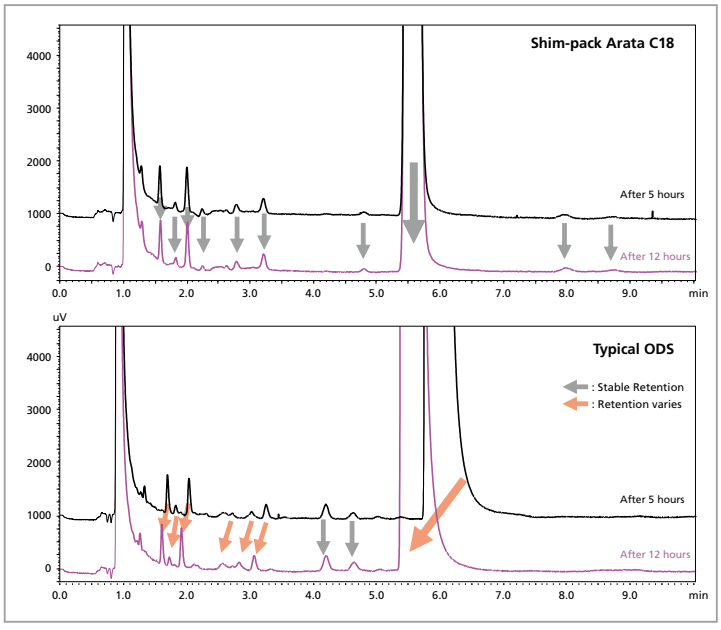

Conditions

LC system : Nexera X2_M30A (STD Cell)
LC Column : Shim-pack Arata C18 (3.0 × 75 mm I.D., 2.2 µm)
Typical ODS column (3.0 × 75 mm I.D., sub 2 µm)
Mobile phase : 0.1 % H^3PO^4 in H^2O / Acetonitrile
= 76 / 24 (Shim-pack Arata C18)
= 70 / 30 (Typical ODS)
Flow rate : 0.4 mL/min
Detection : 210 nm
Column temp. : 40 °C
Injection volume : 1 µL
Sample : Amitriptyline

Both columns were equilibrated with mobile phase containing 0.1 % phosphoric acid and the retention behavior of Amitriptyline and its impurities were compared after 5 hours and 12 hours of equilibration.
Retention time change of Amitriptyline and many related impurities depend on the equilibration time with the typical ODS column. This results in a concern about what effect the change in the retention time has on the resolution and selectivity. On the other hand, no change was observed in the retention time of Amitriptyline and its impurities regardless of the equilibration time with the Shim-Pack Arata C18 column. This difference in retention time change is suggested to be due to the difference in column equilibration time required under 0.1 % phosphate mobile phase condition.

Shim-pack Arata C18

Typically, in order to obtain good peak shape of peptides under reversed phase chromatography, TFA containing mobile phases are frequently used which the ion pairing effect is relatively strong. However, TFA could cause ion suppression in LC/MS(/MS) analysis. Excellent peak shape and separation performance for peptides could be achieved on the Shim-pack Arata LC column even under formic acid (weak ion paring acid) containing mobile phase conditions, which are suitable for LC/MS(/MS) without the use of typical ion pairing agents.

Increased Assurance of Peptide Analysis ~ Shim-pack Arata Peptide C 18 column ~

In order to ensure lot-to-lot reproducibility in peptide analysis, each lot of Shim-pack Arata Peptide C18 material is tested using a mixture of peptide standards in addition to the standard Shim-pack Arata C18 lot QC test. This test is carried out under severe condition using 0.1 % formic acid mobile phase to help ensure consistent column performance for requirements of customers under regulated requirements.



High Peptide Recovery enabled by Shim-pack Arata technology

Peptides are known to show non-specific adsorption to particles of LC columns. Since the adsorption of peptides to particles is minimized, high recovery of peptides is ensured and excellent peptides analysis can be provided by Shim-pack Arata Peptide C18 column.

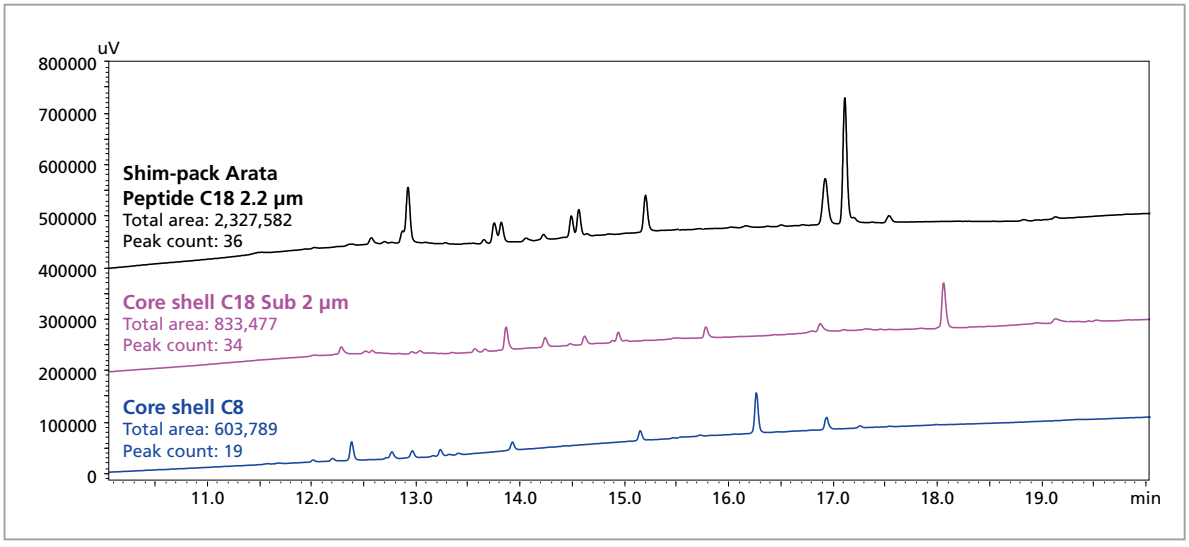

Conditions

LC System : Nexera X2 M30A (STD Cell)
LC Column : Shim-pack Arata Peptide C18 (2.0 × 150 mm I.D., 2.2 µm)
Core shell Peptide C18 (2.1 × 150 mm I.D., sub 2 µm)
Core shell C8 (2.1 × 150 mm I.D., sub 4 µm)
Mobile phase : A) 0.1 % HCOOH in H^2O
B) 0.1 % HCOOH in Acetonitrile
Gradient : 2 %B (0-5 min)→45 %B (20 min)→ 100 %B (20.01 – 25 min)
→2 %B (25.01 – 30 min)
Flow rate : 0.2 mL/min
Detection : 214 nm
Column temp. : 40 °C
Injection volume : 5 µL
Sample : Myoglobin tryptic digest
Vial : TORAST-H Bio Vial

Order Information

Shim-pack Arata C18 2.2 µm

Length (mm) \ I.D. (mm)	2.0	3.0
50	227-32801-01	227-32802-01
75	227-32801-02	227-32802-02
100	227-32801-03	227-32802-03
150	227-32801-04	227-32802-04

Shim-pack Arata C18 5 µm

Length (mm) \ I.D. (mm)	2.0	3.0	4.6
50	227-32803-01	227-32804-01	227-32805-01
75	227-32803-02	227-32804-02	227-32805-02
100	227-32803-03	227-32804-03	227-32805-03
150	227-32803-04	227-32804-04	227-32805-04
250	-	-	227-32805-05

Shim-pack Arata Peptide C18 2.2 µm

Length (mm) \ I.D. (mm)	2.0
50	227-32806-01
100	227-32806-02
150	227-32806-03

Shim-pack Arata Validataion Kit*

P/N	Description
227-32807-01	Validation Kit Shim-pack Arata C18, 2.2 µm, 2.0 × 50 mm, 3/pk
227-32807-02	Validation Kit Shim-pack Arata C18, 2.2 µm, 2.0 × 100 mm, 3/pk
227-32807-03	Validation Kit Shim-pack Arata C18, 2.2 µm, 3.0 × 50 mm, 3/pk
227-32807-04	Validation Kit Shim-pack Arata C18, 2.2 µm, 3.0 × 100 mm, 3/pk
227-32808-01	Validation Kit Shim-pack Arata C18, 5 µm, 2.0 × 150 mm, 3/pk
227-32808-02	Validation Kit Shim-pack Arata C18, 5 µm, 3.0 × 150 mm, 3/pk
227-32808-03	Validation Kit Shim-pack Arata C18, 5 µm, 4.6 × 100 mm, 3/pk
227-32808-04	Validation Kit Shim-pack Arata C18, 5 µm, 4.6 × 150 mm, 3/pk
227-32808-05	Validation Kit Shim-pack Arata C18, 5 µm, 4.6 × 250 mm, 3/pk
227-32809-01	Validation Kit Shim-pack Arata Peptide C18, 2.2 µm, 2.0 × 100 mm, 3/pk
227-32809-02	Validation Kit Shim-pack Arata Peptide C18, 2.2 µm, 2.0 × 150 mm, 3/pk

* Validation Kit consists of three columns packed with three different batches of sorbent.

Shim-pack VP/XR Series

Shim-pack XR-ODS II / III

While the Shim-pack XR-ODSII and XR-ODS III use the same 2.2 µm packing particle size as the Shim-pack XR Series columns, they have higher 60 and 100MPa pressure tolerance. This allows them to achieve high-resolution fast analysis in a long column using a water/methanol mobile phase. This column significantly extends the range of applications of high-resolution fast analysis to include analysis near room temperature.

	Shim-pack XR-ODS II	Shim-pack XR-ODS III	
Length (mm)	30, 50, 75, 100, 150	50, 75	150, 200
Particle Size (µm)	2.2	1.6	2.2
Pore Size (nm)	8	7.5	8
Surface Area (m^2/g)	470	500	470
Carbon Loading	20 %	22 %	20 %
Pressure Tolerance (MPa)	60	100	100
Pore Volume (mL/g)	1	0.95	1
End-capping	Yes	Yes	Yes
Bonding Type	Monomeric	Monomeric	Monomeric
pH Range	2 - 7.5	2 - 7.5	2 - 7.5
USP Code	L1	L1	L1

Shim-pack XR Series

Shim-pack XR Series columns use a 2.2 µm packing particle size and offer a skillful balance between resolution efficiency and pressure. An XR Series column provides resolution equivalent to a general-purpose column with 5 µm packing particle size (Shim-pack VP-ODS), but significantly reduces the analysis time. The pressure on the column under many analysis conditions does not exceed 35 MPa. Consequently, ultrafast analysis can be comfortably performed on an existing instrument.

	Shim-pack XR-ODS	Shim-pack XR-C8	Shim-pack XR-Phenyl	Shim-pack XR-SIL
Particle Size (µm)	2.2	2.2	2.2	2.2
Pore Size (nm)	12	12	12	12
Surface Area (m^2/g)	340	340	340	340
Carbon Loading	18 %	11 %	11 %	-
Pressure Tolerance (MPa)	35	35	35	20
Pore Volume (mL/g)	1.05	1.05	1.05	1.05
End-capping	Yes	Yes	Yes	-
Bonding Type	Monomeric	Monomeric	Monomeric	-
pH Range	2 - 7.5	2 - 7.5	2 - 7.5	-
USP Code	L1	L7	L11	L3

Shim-pack VP Series

Shim-pack VP-ODS columns are standard columns that use a homogeneous high-purity silica gel as the substrate. They achieve analysis with a high number of theoretical plates without raising the pressure.
They optimize the surface modification ratio and provide favorable peak shapes and separation for compounds with a wide range of physical properties.

	Shim-pack VP-ODS	Shim-pack VP-C8	Shim-pack VP-Phenyl
Particle Size (µm)	5	5	5
Pore Size (nm)	12	12	12
Surface Area (m^2/g)	410	410	410
Carbon Loading	20 %	12.5 %	12.3 %
Pressure Tolerance (MPa)	Approx. 20	Approx. 20	Approx. 20
Pore Volume (mL/g)	1.25	1.25	1.25
End-capping	Yes	Yes	Yes
Bonding Type	Monomeric	Monomeric	Monomeric
pH Range	2 - 7.5	2 - 7.5	2 - 7.5
USP Code	L1	L7	L11

Strict Manufacturing Uniformity

Shim-pack VP series ensures high column-to-column performance reproducibility, which is ideal for method development and validation. Silica-bases, surface treatment and packing procedures are subjected to a strict array of quality criteria tests and controlled respectively. Each column is delivered together with Certificate of Compliance and Column Performance Report.

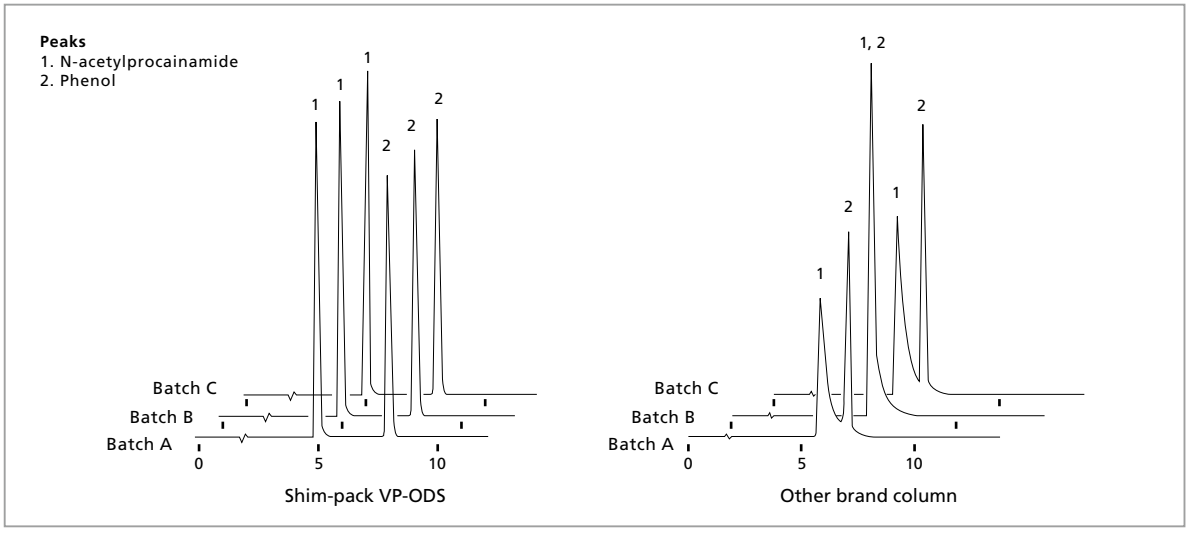

Comparison of reproducibility between three batches of silica-based materials

Quality Certificate Ensuring Traceability

Multiple inspection items have been established for the Shim-pack VP/XR series including silica substrate particle size, metallic content, surface modification ratio, and packing. A quality certificate certifying that rigorous controls are enforced with respect to these inspection results is delivered with the columns, so they can be used with confidence.

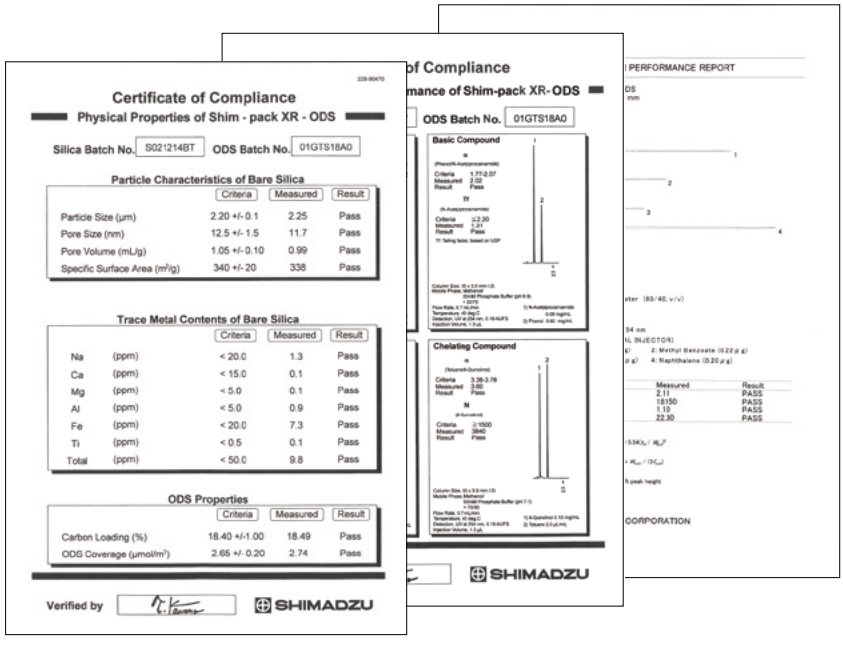

Certificate of Compliance

Physical Properties of Shim - pack XR - ODS

Silica Batch No. S021214BT ODS Batch No. 01GTS18A0

Particle Characteristics of Bare Silica

	Criteria	Measured	Result
Particle Size (μm)	2.20 +/- 0.1	2.25	Pass
Pore Size (nm)	12.5 +/- 1.5	11.7	Pass
Pore Volume (mL/g)	1.05 +/- 0.10	0.99	Pass
Specific Surface Area (m²/g)	340 +/- 20	338	Pass

Trace Metal Contents of Bare Silica

		Criteria	Measured	Result
Na	(ppm)	< 20.0	1.3	Pass
Ca	(ppm)	< 15.0	0.1	Pass
Mg	(ppm)	< 5.0	0.1	Pass
Al	(ppm)	< 5.0	0.9	Pass
Fe	(ppm)	< 20.0	7.3	Pass
Ti	(ppm)	< 0.5	0.1	Pass
Total	(ppm)	< 50.0	9.8	Pass

ODS Properties

	Criteria	Measured	Result
Carbon Loading (%)	18.40 +/-1.00	18.49	Pass
ODS Coverage (μmol/m²)	2.65 +/- 0.20	2.74	Pass

Verified by SHIMADZU

Extensive product range, including 1.5 mm I.D. column to reduce mobile phase consumption

The Shim-pack XR-ODS II range includes a 1.5 mm I.D. model in addition to normal 2 mm and 3 mm I.D. columns. With an optimal flow rate of 0.2 to 0.3 mL/min, the 1.5 mm I.D. column offers the optimal flow rate for LC/MS and reduces mobile phase consumption.

Select a column to suit your purpose, whether shorter analysis times or high resolution

The Shim-pack XR-ODS III lineup features two columns: a short one utilizing a packing material with a particle size of 1.6 µm and a long one utilizing a 2.2 µm particle size, which is equivalent to the conventional XR column. This extensive lineup allows users to select a column according to analysis objectives, whether it's a short size to further shorten analysis times, or a long size to achieve high resolution while retaining the ease of use of the conventional XR column.

Shim-pack VP-ODS (150 mm × 4.6 mm I.D., 5 µm, P/N: 228-34937-91)

Peaks
1. Acetophenone
2. Propiophenone
3. Butyrophenone
4. Valerophenone
5. Hexanophenone

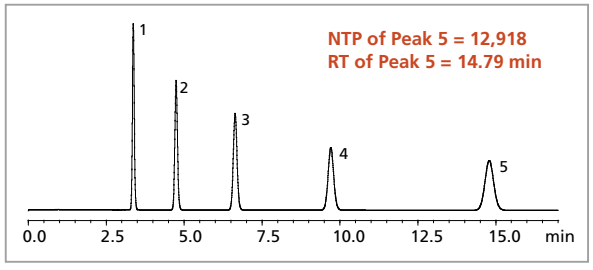

Conditions

Mobile phase	: 55 % Aqueous Acetonitrile Solution
Flow rate	: 1.0 mL/min
Column temp.	: 40 °C
Injection volume	: 5 µL

Shim-pack XR-ODS III (50 mm × 2 mm I.D., 1.6 µm, P/N: 228-59922-91)

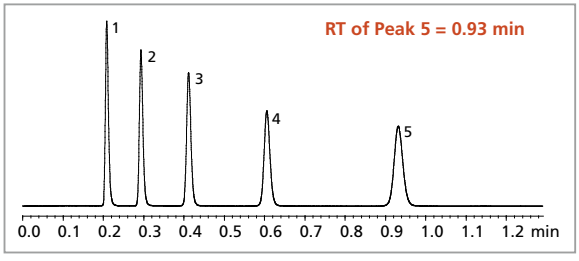

Conditions

Mobile phase	: 55 % Aqueous Acetonitrile Solution
Flow rate	: 1.1 mL/min
Column temp.	: 40 °C
Injection volume	: 0.5 µL

Shim-pack XR-ODS III (200 mm × 2 mm I.D., 2.2 µm, P/N: 228-59910-92)

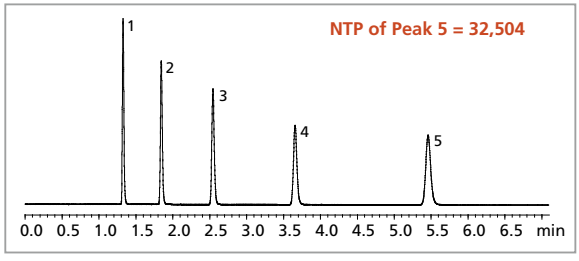

Conditions

Mobile phase	: 55 % Aqueous Acetonitrile Solution
Flow rate	: 0.6 mL/min
Column temp.	: 50 °C
Injection volume	: 0.5 µL

Shim-pack XR-ODS Permits Simple Switching from Conventional Analysis

The two chromatograms to the right show differences in analysis times when using different columns. The lower chromatogram is the result of analysis using a Shimadzu Shim-pack VP-ODS general-purpose column. The upper chromatogram is from analysis with a Shim-pack XR-ODS fast analysis column. As both Shim-pack VP-ODS and Shim-pack XR-ODS offer identical resolution properties, Shim-pack XR-ODS maintains the resolution while significantly reducing analysis times.

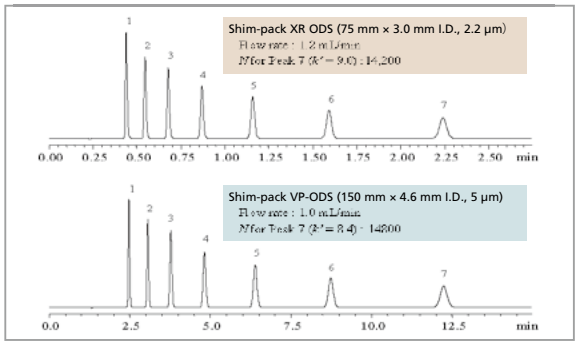

Order Information

Column	Particle Size (µm)	I.D. (mm) / Length (mm)	1.5	2.0	3.0	4.6	Pressure Tolerance (MPa)
Shim-pack XR-ODS III	1.6	50	-	228-59922-91	-	-	100
		75	-	228-59922-92	-	-	
	2.2	150	-	228-59910-91	-	-	
		200	-	228-59910-92	-	-	
Shim-pack XR-ODS II	2.2	30	228-59907-91	-	-	-	60
		50	228-59907-92	228-41623-94	-	-	
		75	228-59907-93	228-41623-91	228-41624-91	-	
		100	228-59907-94	228-41623-92	228-41624-92	-	
		150	228-59907-95	228-41623-93	228-41624-93	-	
Shim-pack XR-ODS	2.2	20	-	228-50459-91	-	-	35
		30	-	228-41605-91	228-41606-91	228-41607-91	
		50	-	228-41605-92	228-41606-92	228-41607-92	
		75	-	228-41605-93	228-41606-93	228-41607-93	
		100	-	228-41605-94	228-41606-94	228-41607-94	
Shim-pack XR-C8	2.2	30	-	228-59901-91	228-59902-91	-	35
		50	-	228-59901-92	228-59902-92	-	
		75	-	228-59901-93	228-59902-93	-	
		100	-	228-59901-94	228-59902-94	-	
Shim-pack XR-Phenyl	2.2	30	-	228-59903-91	228-59904-91	-	35
		50	-	228-59903-92	228-59904-92	-	
		75	-	228-59903-93	228-59904-93	-	
		100	-	228-59903-94	228-59904-94	-	
Shim-pack XR-Sil	2.2	50	-	228-59905-91	228-59906-91	-	20
		75	-	228-59905-92	228-59906-92	-	
		100	-	228-59905-93	228-59906-93	-	

Column	Particle Size (µm)	I.D. (mm) / Length (mm)	2.0	4.6	6.0
Shim-pack VP-ODS	5	50	-	228-36849-91	-
		150	228-34937-94	228-34937-91	228-34937-93
		250	228-34937-95	228-34937-92	-
Shim-pack VP-C8	5	150	228-59927-93	228-59927-91	-
		250	228-59927-94	228-59927-92	-
Shim-pack VP-Phenyl	5	150	228-59928-93	228-59928-91	-
		250	228-59928-94	228-59928-92	-

Guard Column	I.D. (mm) / Length (mm)	2.0	4.6
Guard Column Holder	-	228-34938-94	228-34938-92
GVP-ODS Cartridges (2 pcs)	5	228-34938-93	-
	10	-	228-34938-91

Shim-pack MAqC-ODS

Shim-pack MAqC-ODS I reversed-phase columns are packed with a silica gel containing metal and bonded octadecylsilyl group. In addition to the hydrophobic characteristics of the ODS, the metal content also provides cation-exchange effects. This increases the retention of basic compounds. Therefore, this allows use with only a buffer solution as the mobile phase for analyses that previously required using an ion pair reagent and enables using gradient elution. These characteristics are especially beneficial for analyzing water soluble vitamins and pharmaceuticals that contain a large amount of basic compounds.

Example of Simultaneous Analysis of Water Soluble Vitamins

Water soluble vitamins contain many highly polar basic components, which are known to exhibit weak retention in the reversed-phase mode. Consequently, with typical ODS columns, such as the Shim-pack VP-ODS, an ion pair reagent is added to the mobile phase for analysis. However, using an ion pair reagent makes gradient elution difficult, resulting in peak broadening for components that take longer to elute and making it difficult to improve sensitivity. In addition, the effort required to prepare the mobile phases and condition the column is also an issue. However, because the Shim-pack MAqC-ODS I enables using gradient elution, it can shorten analysis times and result in sharp peaks even for components that elute slowly. For example, riboflavin, which elutes as the final peak with a typical ODS column, is detected with approx. 2.3 times higher sensitivity by the Shim-pack MAqC-ODS I.

Shim-pack MAqC-ODS I

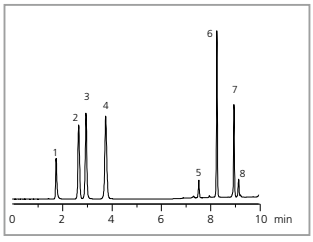

■ Peaks

1. Thiamine
2. Niacin
3. Nicotinamide
4. Pyridoxine
5. Ca Pantothenate
6. Folic acid
7. Riboflavin
8. Biotin

■ **Conditions**

Column	: Shim-pack MAqC-ODS I (150 mm × 4.6 mm I.D., 5 µm) (P/N: 228-59936-91)
Mobile phase	: A) 10 mmol/L phosphate (Na) buffer solution (pH 2.6) B) Acetonitrile A/B = 99/1 - 2.5 min - 99/1 - 7.5 min - 50/50 - 0.01 min - 99/1 - 5 min
Flow rate	: 1.2 mL/min
Column temp.	: 40 °C
Detection	: UV 210 nm
Injection volume	: 10 µL

Shim-pack VP-ODS

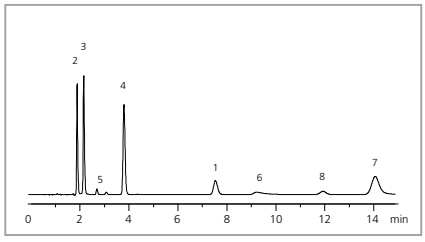

■ **Conditions**

Column	: IShim-pack VP-ODS (150 mm × 4.6 mm I.D., 5 µm) (P/N: 228-34937-91)
Mobile phase	: A) 100 mmol/L phosphate (Na) buffer solution (pH 2.1) containing 0.8 mmol/L sodium 1-octanesulfonate B) Acetonitrile A/B = 10/1 (v/v)
Flow rate	: 1.2 mL/min
Column temp.	: 40 °C
Detection	: UV 210 nm
Injection volume	: 10 µL

Example of Analyzing Impurities in a Pharmaceutical

Many pharmaceuticals are basic compounds. The majority of impurities in pharmaceuticals, such as unreacted ingredients, by-products, and decomposition products, are highly polar basic substances. Consequently, analyzing impurity peaks using LC/MS can be difficult if a non-volatile ion pair reagent is contained. In the case of the mobile phase used for famotidine analysis with Shim-pack MAqC-ODS I, LC/MS analysis is also possible by desalting the mobile phase using an automatic pretreatment system such as Co-Sense for LC/MS. While a typical ODS column (Shim-pack VP-ODS) detects 12 types of impurities, the Shim-pack MAqC-ODS I detects 20 types of impurities due to separation specificity and gradient elution.

Shim-pack MAqC-ODS I

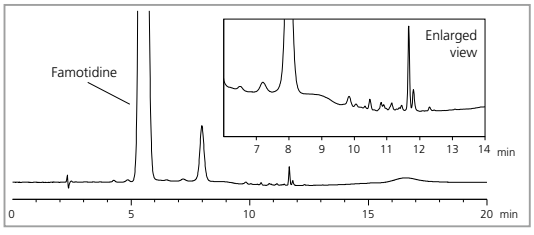

■ **Conditions**

Column	: Shim-pack MAqC-ODS I (150 mm × 4.6 mm I.D., 5 µm) (P/N: 228-59936-91)
Mobile phase	: A) 10 mmol/L phosphate (Na) buffer solution (pH 2.6) B) Acetonitrile A/B = 92/8 - 5 min - 92/8 - 7 min - 50/50 - 0.01 min - 92/8 - 8 min
Flow rate	: 1.0 mL/min
Column temp.	: 25 °C
Detection	: UV 254 nm
Injection volume	: 5 µL

Shim-pack VP-ODS

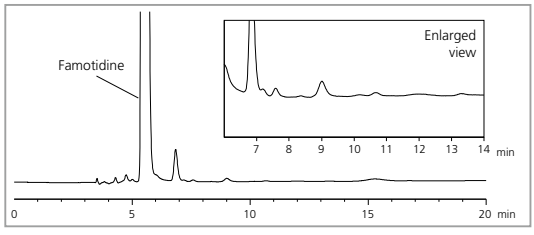

■ **Conditions**

Column	: Shim-pack VP-ODS (150 mm × 4.6 mm I.D., 5 µm) (P/N: 228-34937-91)
Mobile phase	: 2 g of sodium 1-heptanesulfonate was dissolved in 900 mL of water and acetic acid (100) was added to produce a pH of 3.0. Then water was added to make 1000 mL. 240 mL of acetonitrile and 40 mL of methanol were added to this solution.
Flow rate	: 0.5 mL/min
Column temp.	: 25 °C
Detection	: UV 254 nm
Injection volume	: 5 µL

Example of Analyzing a Cold Remedy

Gradient elution with a Shim-pack MAqC-ODS I column was used for simultaneous analysis of components contained in an over-the-counter commercial cold remedy. The ability to use gradient elution enables the acquisition of sharp peaks, even for components that eluted slowly, similar to the water soluble vitamin and drug impurity examples on the prior page.

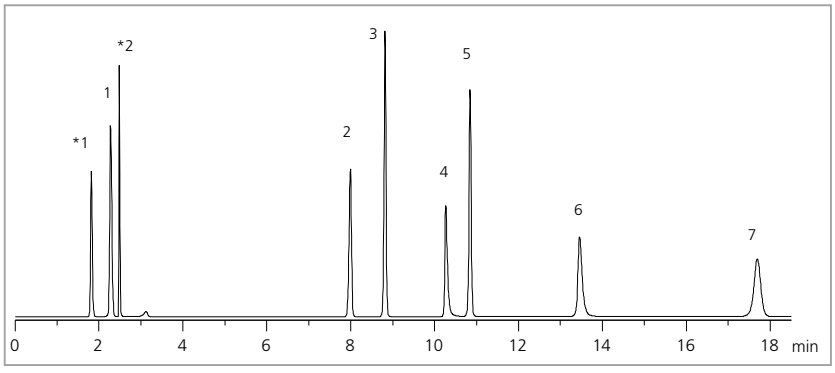

Peaks

1. Thiamine
2. Acetaminophen
3. Caffeine
4. Chlorpheniramine
5. Ethenzamide
6. Isopropylantipyrine
7. Ibuprofen

*1 Nitric acid
*2 Maleic acid

Conditions

Column	: Shim-pack MAqC-ODS I (150 mm × 4.6 mm I.D., 5 µm) (P/N: 228-59936-91)
Mobile phase	: A) 20 mmol/L phosphate (Na) buffer solution (pH 2.5) B) Acetonitrile A/B = 99/1 - 2 min – 99/1 – 6 min – 50/50 – 10 min – 50/50 - 0.01 min - 99/1 - 5 min
Flow rate	: 1.0 mL/min
Column temp.	: 40 °C
Detection	: UV 220 nm
Injection volume	: 10 µL

More Free Literature at www.shimadzu.com/an

Order Information

Particle Size (µm)	I.D. (mm) / Length (mm)	2.0	4.6
5	150	228-59936-94	228-59936-91

* To use this column efficiently:
1) To increase the retention of basic compounds, please use a buffer solution within the pH 2 to 4 range.
2) In the case of a basic substance tailing, it may be possible to improve the peak shape by increasing the salt concentration of a buffer solution.
3) The elution of basic compounds is faster by increasing the salt concentration, and it is possible to adjust retention by salt concentration.

This product developed by collaboration with Eisai Co., Ltd.

Shim-pack FC-ODS

Shortens the Analysis Time Using a Conventional System

Shim-pack FC-ODS is an ideal column to shorten your analysis time using conventional HPLC. Its innovative surface structure and optimized packing method also enable outstanding resolution. Particle size is 3 µm, but the performance of a Shim-pack FC-ODS is equivalent to a 2 µm column while the resolution is twice as that of a 5 µm column. Therefore, Shim-pack FC-ODS can not only shorten analysis times, but also provide a higher number of theoretical plates.

Particle Size	3 µm
Pore Size	12 nm
Surface Area	315 m^2/g
Carbon Loading	18 %
Pressure Tolerance	20 MPa
Pore Volume	1 mL/g
End-capping	Yes
Bonding Type	Polymeric
pH Range	1.5 - 9
USP Code	L1

Analysis Examples

Shim-pack FC-ODS separates components by hydrophobic interaction like other ODS columns. It is possible to change to Shim-pack FC-ODS from other ODS columns under the same analytical conditions. On the other hand, hydrophilic interaction (hydrogen bond, coordination bond) has been restricted to a minimum, which ensures significant efficiency when analyzing basic compounds. In addition, Shim-pack FC-ODS has higher steric selectivity (capability to recognize the difference of steric structures), making it possible to separate some components that are difficult to retain in other ODS columns.
Shim-pack FC-ODS is available in three lengths to suit analysis objectives.

30 mm
Recommended for use in high-throughput analysis of samples that do not have a complex matrix.

75 mm
Recommended for shortening the analysis time to that of a 150 mm column. Because Shim-pack FC-ODS retains a similar number of theoretical plates as a 150 mm column, it is possible to obtain the same result within about half of the time without changing the conditions. (In the case of gradient analysis, it is necessary to change the concentration.)

150 mm
Recommended for analyzing samples that are difficult to be retained in other 150 mm ODS columns.

High-Throughput Analysis

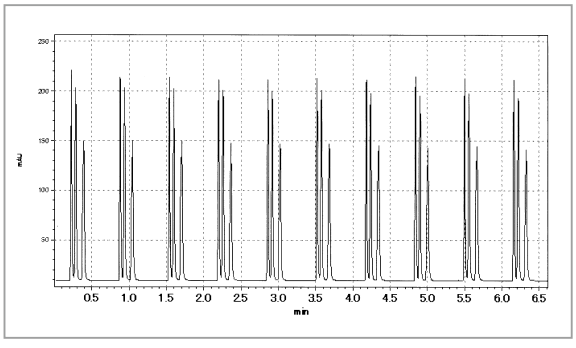

10 times repeated analysis in 6.5 minutes is possible.

Conditions

Column	: Shim-pack FC-ODS (30 mm × 4.6 mm I.D., 3 µm) (P/N: 228-40511-91)
Mobile phase	: Water/Acetonitrile = 55/45 (v/v)
Flow rate	: 3.0 mL/min (Column Pressure ca.8 MPa)
Column temp.	: 50 °C
Detection	: 254 nm Response 1, AuxRNG×2
Instrument	: LC-2010+C-R8A

High-speed analysis of 2,4-DNPH derivatized aldehydes / ketones

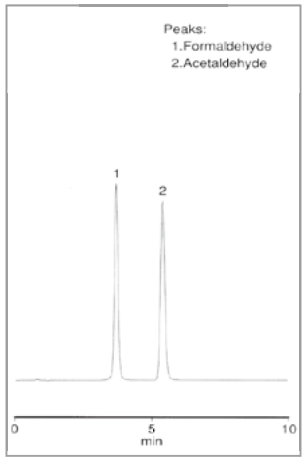

Chromatogram of Standard Sample (formaldehyde 0.35 µg/mL, acetaldehyde 0.55 µg/mL, 10 µL injected)

Conditions

Column	: Shim-pack FC-ODS (75 mm × 4.6 mm I.D., 3 µm) (P/N: 228-40511-92)
Mobile phase	: Water/Acetonitrile = 55/45 (v/v)
Flow rate	: 1.0 mL/min
Column temp.	: 40 °C
Detection	: UV 360 nm

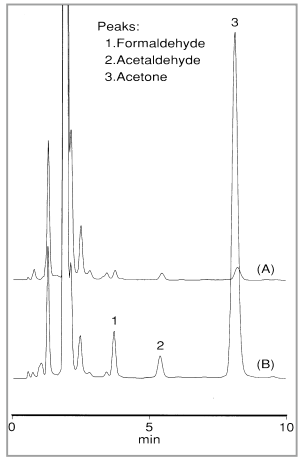

Chromatograms of Environmental Air (A) and Indoor Air at Laboratory (B)

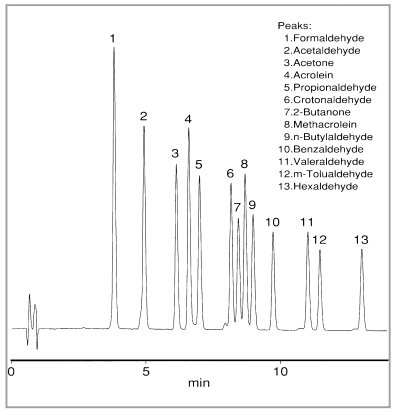

Chromatogram of Standard Sample (each 0.3 µg/mL as carbonyl compounds, 10 µL injected)

Conditions

Column	: Shim-pack FC-ODS (75 mm × 4.6 mm I.D., 3 µm) (P/N: 228-40511-92)
Mobile phase	: A) Water/Tetrahydrofuran = 8/2 (v/v) B) Acetonitrile A/B = 80/20 - 14 min - 40/60 - 0.01 min - 80/20 - 6 min
Flow rate	: 1.2 mL/min
Column temp.	: 40 °C
Detection	: UV 365 nm

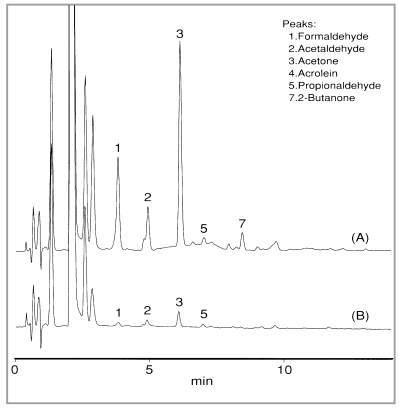

Chromatograms of Indoor Air at Laboratory (A) and Operation blank (B)

Order Information

Particle Size (µm)	I.D. (mm) / Length (mm)	2.0	4.6
3	30	-	228-40511-91
	75	228-40511-94	228-40511-92
	150	228-40511-95	228-40511-93

Shim-pack Mix-HILIC

Shim-pack Mix-HILIC chromatography column for hydrophilic interactions enables separation of important amino acids in organisms as well as nucleobases, nucleosides, nucleotides, coenzymes, and organic acids via characteristic hydrophilic interactions and ionic interactions. Accordingly, it is suitable for the simultaneous monitoring of hydrophilic metabolites with a variety of physicochemical properties.

Analysis Example

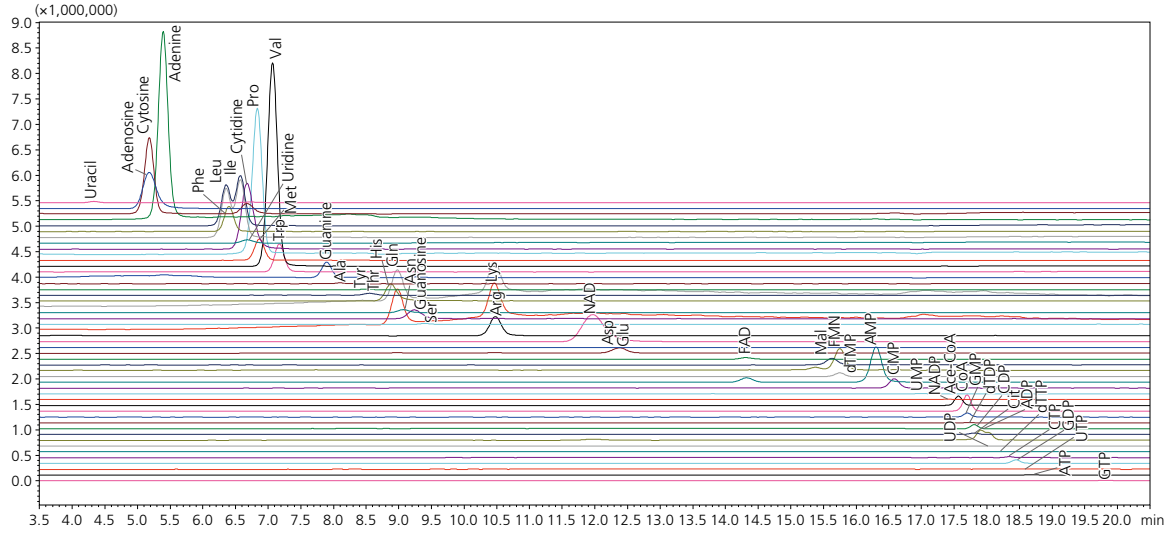

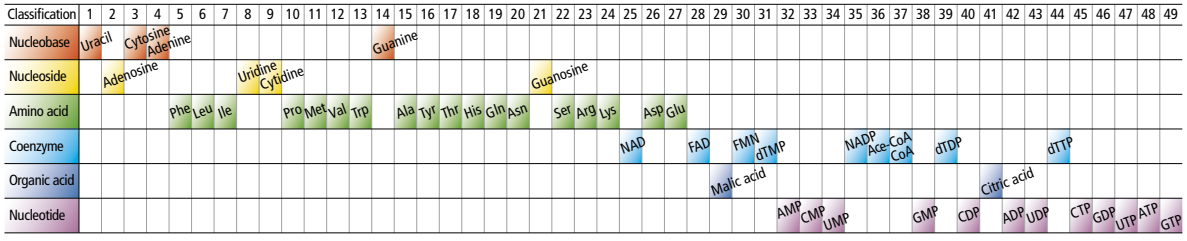

Conditions

Column	: Shim-pack Mix-HILIC (150 mm ×2.1 mm I.D., 5 µm, P/N: 227-32751-01)
Mobile phase	: A) Water + 40 mmol/L ammonium bicarbonate (pH 9.7) B) Acetonitrile B conc. 95% (0-0.5 min)→ 40% (15.5 min) → 0% (16.5-26.5 min) → 95% (27.5-35 min)
Flow rate	: 0.4 mL/min
Column temp.	: 40 °C
Detection	: LC/MS/MS (LCMS-8060NX, ESI, MRM)
Injection volume	: 5 µL

Analytical Columns

Column	Particle Size	Size	P/N
Shim-pack Mix-HILIC	5 µm	150 mm × 2.1 mm I.D.	227-32751-01

Shim-pack MC C18

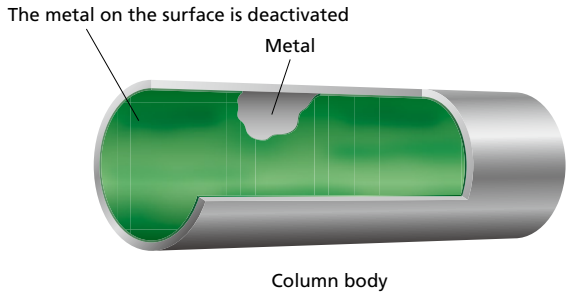

Versatility

- Shim-pack MC C18 column with 1.9 µm UHPLC particle achieves excellent separation and peak shape.
- The high pressure rating of 70 MPa allows these columns to be compatible with a range of mobile phase flow rates from 1 to dozens of µL per minute.
- The metal coordinative adsorption is suppressed by deactivating the column parts in contact with the solution.
- Both small and large molecule compounds, such as peptides, can be analyzed.
- Excellent durability can be achieved even if the biological sample analysis.

Order information

Analytical Columns

Shim-pack MC C18 (particle size 1.9 µm)

Part Number	Bonded Phase	Diameter (mm)	Length (mm)
228-59937-91	C18	0.3	50
228-59937-93		0.175	
228-59937-95		0.15	

Shim-pack MCT Series

Trap Columns Wide Portfolio

- **Shim-pack MCT C18/C8**

  70 MPa pressure limitation and a unique modification on the column inner surface protects against absorption of the molecule.

- **Shim-pack MCT LC18/LC8**

  A small-volume cartridge column with 40 MPa pressure limit. Useful in reducing the gradient delay for a low flow rate.

Order information

Shim-pack MCT series (particle size 3 µm)

Part Number	Bonded Phase	Diameter (mm)	Length (mm)
228-59938-91	C18	0.3	35
228-59938-92		0.5	
228-59939-91	C8	0.3	35
228-59939-92		0.5	

Shim-pack MCT L series (particle size 5 µm)

Part Number	Bonded Phase	Diameter (mm)	Length (mm)
227-32701-01	Trap column holder for Shim-pack MCT L		
227-32702-01	C18	0.3	5
227-32703-01	C8	0.5	

Nexera Mikros: Trap and Elute Configuration

The trap and elute system can be constructed by using a dedicated piping kit (228-71751-42).

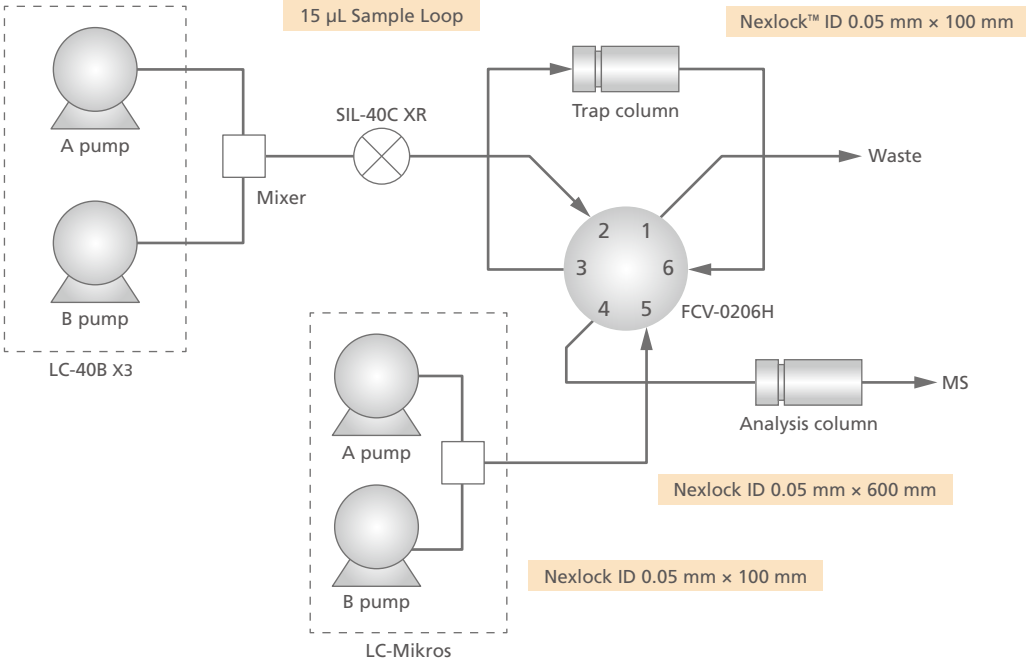

Shim-pack UC Series

Fully Porous Silica Particle Based Columns for Supercritical Fluid Chromatography

Chemistries

The Shim-pack UC series columns offer a wide variety of stationary phases for separating all sorts of compounds using the unique characteristics of supercritical fluid chromatography (SFC).
The series includes twenty kinds of packing materials and a wide range of particle and columns sizes that can be selected based on the purpose of analysis.

	RP	GIS Ⅱ	Phenyl	CN
Chemistry			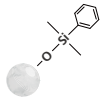	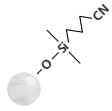
Bonded Phase	Polar-Embedded Octadecyl Group	Octadecyl Group	Phenyl group	Cyanopropyl group
Particle Size (μm)	3, 5			
Pore Size (nm)	10			
Surface Area (m^2/g)	450			
Carbon Loading	9 %	11 %	9.5 %	14 %
Pressure Tolerance (MPa)	50 (3 μm), 30 (5 μm, I.D. 2.1-10 mm), 23 (5 μm, I.D. 20-28 mm)			
Pore Volume (mL/g)	1.05			
End Capping	No	Yes	No	No
USP Code	L1	L1	L11	L10
	Diol	Sil	Amide	NH2
Chemistry	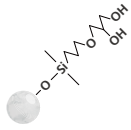		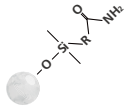	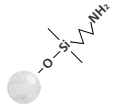
Bonded Phase	Diol Group	-	Carbamoyl Group	Aminopropyl Group
Particle Size (μm)	3, 5			
Pore Size (nm)	10			
Surface Area (m^2/g)	450			
Carbon Loading	20 %	-	18 %	8 %
Pressure Tolerance (MPa)	50 (3 μm), 30 (5 μm, I.D. 2.1-10 mm), 23 (5 μm, I.D. 20-28 mm)			
Pore Volume (mL/g)	1.05			
End Capping	No	No	No	No
USP Code	L20	L3	L68	L8

	Diol Ⅱ	Sil Ⅱ	Choles	PBr	ODS	NaE
Chemistry	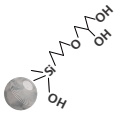		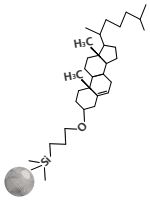	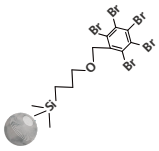		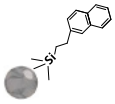
Bonded Phase	Diol Group	-	Cholesteryl Group	Pentabromobenzyl Group	Octadecyl Group	Naphtylethyl group
Particle Size (μm)	3, 5					
Pore Size (nm)	12					
Surface Area (m^2/g)	340 (3 um), 300 (5 um)					
Carbon Loading	-	-	20 %	8 %	16 %	11 %
Pressure Tolerance (MPa)	50 (3 μm), 30 (5 μm, I.D. 2.1-10 mm), 23 (5 μm, I.D. 20-28 mm)					
Pore Volume (mL/g)	1.00 (3 μm), 0.90 (5 μm)					
End Capping	No	No	Yes	Yes	Yes	Yes
USP Code	L20	L3	L101	-	L1	-

	PyE	HyP	Py	Triazole	Poly BT	Poly VP
Chemistry	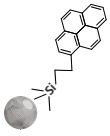	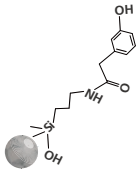	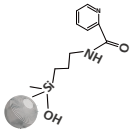	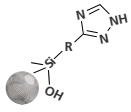	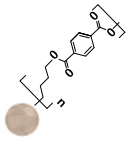	
Bonded Phase	Pyrenylethyl Group	3-Hydroxyphenyl Group	Pyridinyl Group	Triazolyl group	Polybutylene terephthalate	Poly (4-vinylpyridine) group
Particle Size (μm)	3, 5					
Pore Size (nm)	12				N.D.	
Surface Area (m^2/g)	340 (3 um), 300 (5 um)				N.D.	
Carbon Loading	18 %	-	-	-	N.D.	
Pressure Tolerance (MPa)	50 (3 μm), 30 (5 μm, I.D. 2.1-10 mm), 23 (5 μm, I.D. 20-28 mm)				N.D.	
Pore Volume (mL/g)	1.00 (3 μm), 0.90 (5 μm)				N.D.	
End Capping	Yes	Yes	Yes	No	N.D.	
USP Code	-	-	-	L104	-	

Shim-pack UC

Retention Behavior of Respective Columns

Since the hydrophobicity of supercritical carbon dioxide is similar to hexane, the primary separation behavior of SFC is considered generally similar to the normal phase mode. Depending on the stationary phase selected, other interactions can also occur, such as pi-pi interactions or electrostatic reactions similar to HPLC.
All 20 column types can be used for compounds with approximately neutral polarity. The figure below shows how retention behavior can vary significantly depending on the type of stationary phase used when analyzing typical acidic, neutral, or basic compounds. Stronger retention can be achieved by selecting a stationary phase expected to interact with the target compound.

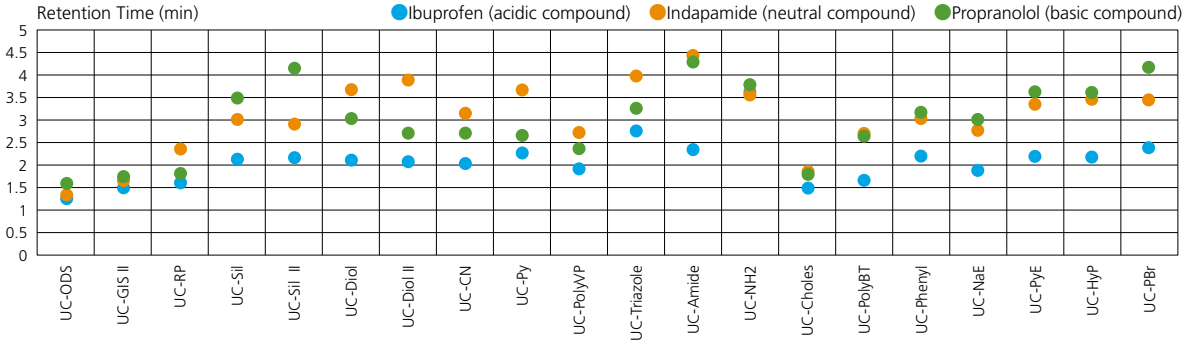

Retention Time and Elution Order of Acidic, Neutral, and Basic Compounds

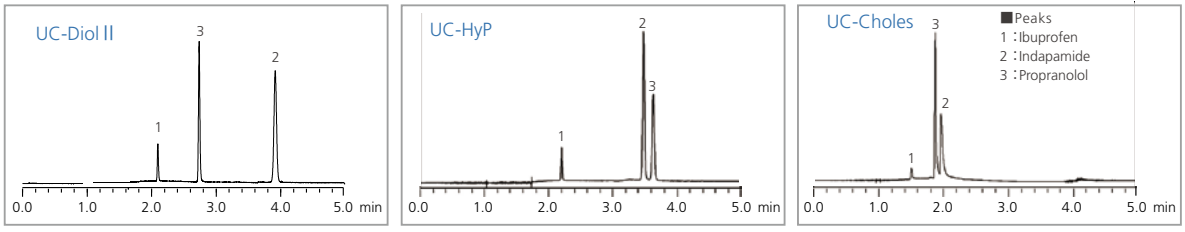

Differences in Retention Behavior for Each Stationary Phase
(Main separation modes: Normal phase for Diol II, normal phase + electrostatic reaction for HyP, and hydrophobic interaction for Choles columns)

Selecting an SFC Column

First Choice

Given that normal phase separation is the main separation mode used for SFC, normal phase UC-Diol and UC-Diol II columns are commonly used. They are followed by UC-Py columns that exhibit similar behavior to ethylpyridine-based columns.

UC-Diol and UC-Diol II normal phase columns can even be used for lipids and other compounds with low polarity. However, given that normal phase columns separate by class, UC-HyP columns may be better suited for separation by molecular type.

That means it may be possible to separate isomers and other compounds by SFC that are difficult to separate by HPLC. Columns with specific or multiple interaction modes may help improve separation. UC-Choles columns, which contain a rigid cholesteryl group, UC-PyE columns, which can be expected to have strong pi-pi interactions, and UC-PBr columns, which apply a dispersive force with respect to Br, can be especially effective.

Useful for Column Scouting

HPLC involves using mobile phases with very different compositions for reverse phase and normal phase analysis, such as water-based versus non-water based mobile phases. In contrast, SFC uses a mixture of supercritical carbon dioxide and a modifier (an organic solvent such as methanol) regardless of the stationary phase used. Therefore, the same mobile phase composition can be used for serial analysis through all columns.

Supports Analyzing a Wide Range of Polarities, from Lipids to Peptides (UC-Diol and UC-Diol II)

UC-Diol and UC-Diol II columns, which are mainly for normal phase separation, offer excellent general applicability for analyzing a wide variety of compounds, from phospholipids and other lipids to highly polar peptide compounds. However, a column with an ODS group stationary phase, such as the Shim-pack UC-GIS II, must be used to separate phospholipids by molecular species

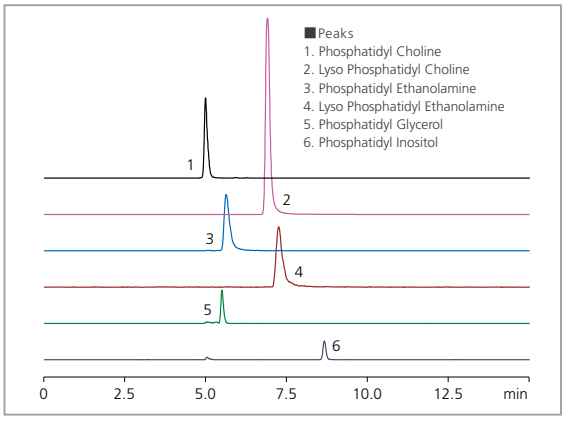

Analysis of Phospholipids

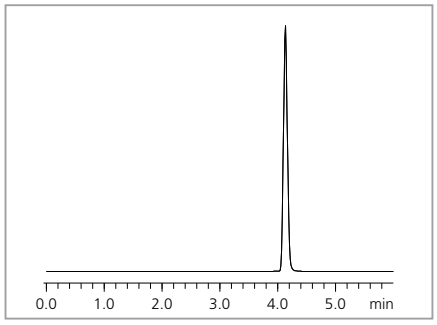

Analysis of Peptides (Cyclosporin A)

Simultaneously Analyzing Fatty Acids to Triglycerides in a Single Analysis (UC-HyP)

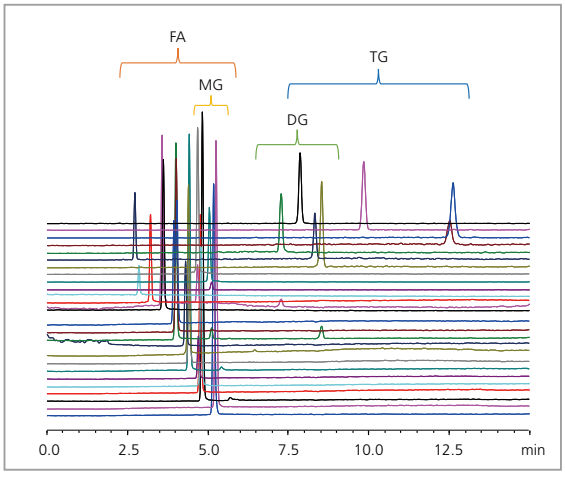

Simultaneous Analysis of Lipids

Different separation methods are generally used for fatty acids, which are typically analyzed by GC, and glycerides, which are typically analyzed by HPLC.

However, because supercritical carbon dioxide has properties similar to hexane, SFC is well-suited to analyzing compounds with low polarity.

UC-HyP columns can be used to simultaneously analyze everything from fatty acids to glycerides.

Analyzing Amino Acids and Other Highly Polar Compounds (UC-Amide)

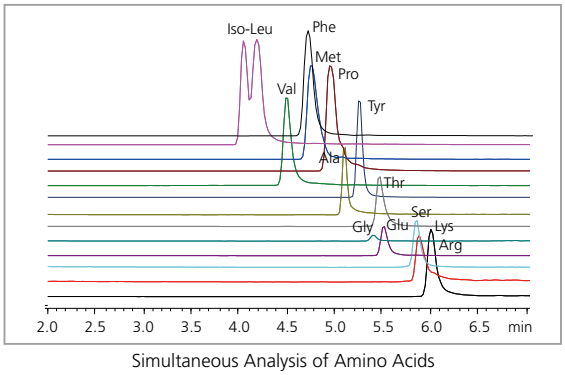

Simultaneous Analysis of Amino Acids

Highly polar compounds, such as amino acids, can be analyzed by selecting an appropriate stationary phase and modifier. By using a UC-Amide column, amino acids can be analyzed without the time and trouble of derivatization.

Separation of Vitamins D^2 and D^3 (UC-PyE)

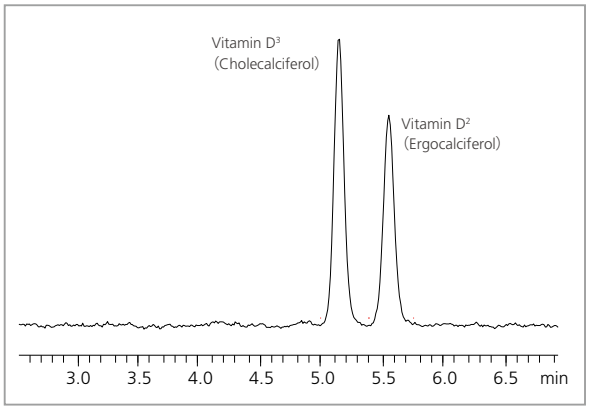

Analysis of Vitamin D

Vitamins D^2 and D^3 are difficult to separate by normal phase HPLC. To use the reverse phase mode, samples must be pretreated to remove especially fat-soluble contaminant components prior to analysis.
Due to the compatibility of SFC with fat-soluble compounds, the time and trouble involved in pretreatment can be eliminated.
If a UC-PyE column is used, the slight differences between vitamins D^2 and D^3 can be quickly separated based on differences in their mutual interaction with the pyrenylethyl group.

Separation of Surfactants (UC-PBr)

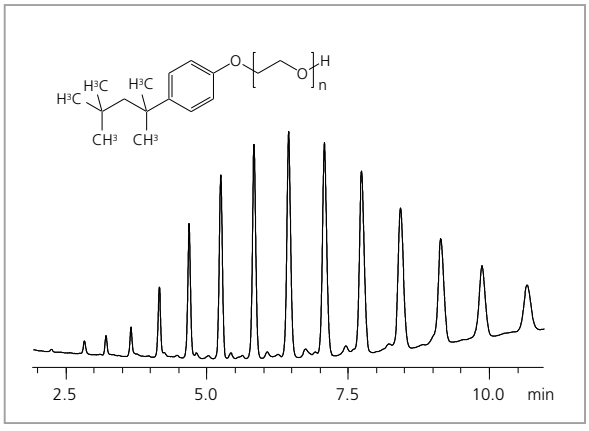

Analysis of Tritonx-100

Surfactants contain polymers with a range of polymerization levels. That distribution of polymerization is known to affect surfactant performance. If a UC-PBr column is used, compounds can be separated based on differences in the degree of Tritonx-100 polymerization in about 10 minutes. That enables the polymerization distribution to be compared.

Separation of Isomers of Polycyclic Aromatic Hydrocarbons (PAH) (UC-Choles)

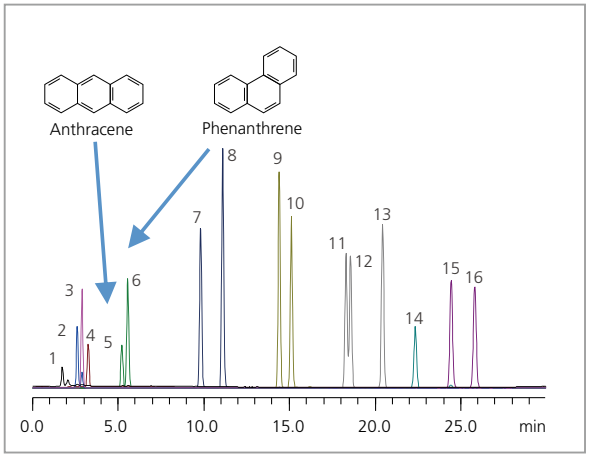

Analysis of 16 Polycyclic Aromatic Hydrocarbon Components

PAHs contain multiple isomers, such as anthracene and phenanthrene, which cannot be separated with a mass spectrometer. Therefore, they must be separated by chromatography.
All five isomer combinations can be separated using a UC-Choles column. The rigid stationary phase structure of the cholesteryl group presumably contributes to recognition of the molecular form.

Peaks

1. Naphthalene
2. Acenaphthylene
3. Acenaphthene
4. Fluorene
5. Anthracene
6. Phenanthrene
7. Fluoranthene
8. Pyrene
9. Benzo(a)anthracene
10. Chrysene
11. Benzo(k)fluoranthene
12. Benzo(b)fluoranthene
13. Benzo(a)pyrene
14. Dibenzo(a,h)anthracene
15. Indeno(1,2,3-cd)pyrene
16. Benzo(g,h,i)perylene

Order Information

	I.D. × L (mm)	3 µm	5 µm
Shim-pack UC-ODS	2.1×150	227-32608-01	–
	3.0×50	227-32608-02	–
	3.0×100	227-32608-03	–
	3.0×150	227-32608-04	–
	4.6×250	–	227-32608-05
	10×50	–	227-32608-10
	10×250	–	227-32608-06
	20×50	–	227-32608-11
	20×250	–	227-32608-07
	28×250	–	227-32608-08
Shim-pack UC-GIS II	2.1×150	227-30404-03	227-30406-03
	2.1×250	227-30404-04	227-30406-04
	4.6×150	227-30405-03	227-30407-03
	4.6×250	227-30405-04	227-30407-04
Shim-pack UC-RP	2.1×150	227-30400-03	227-30402-03
	2.1×250	227-30400-04	227-30402-04
	4.6×150	227-30401-03	227-30403-03
	4.6×250	227-30401-04	227-30403-04
Shim-pack UC-Sil	2.1×150	227-30412-03	227-30414-03
	2.1×250	227-30412-04	227-30414-04
	4.6×150	227-30413-03	227-30415-03
	4.6×250	227-30413-04	227-30415-04
Shim-pack UC-Sil II	2.1×150	227-32607-01	–
	3.0×50	227-32607-07	–
	3.0×100	227-32607-08	–
	3.0×150	227-32607-09	–
	4.6×250	–	227-32607-02
	10×50	–	227-32607-10
	10×250	–	227-32607-03
	20×50	–	227-32607-11
	20×250	–	227-32607-04
	28×250	–	227-32607-05
Shim-pack UC-Diol	2.1×150	227-30408-03	227-30410-03
	2.1×250	227-30408-04	227-30410-04
	4.6×150	227-30409-03	227-30411-03
	4.6×250	227-30409-04	227-30411-04
Shim-pack UC-Diol II	2.1×150	227-32606-01	–
	3.0×50	227-32606-07	–
	3.0×100	227-32606-08	–
	3.0×150	227-32606-09	–
	4.6×250	–	227-32606-02
	10×50	–	227-32606-10
	10×250	–	227-32606-03
	20×50	–	227-32606-11
	20×250	–	227-32606-04
	28×250	–	227-32606-05
Shim-pack UC-CN	2.1×150	227-30428-03	227-30430-03
	2.1×250	227-30428-04	227-30430-04
	4.6×150	227-30429-03	227-30431-03
	4.6×250	227-30429-04	227-30431-04
Shim-pack UC-Py	2.1×150	227-32601-01	–
	3.0×50	227-32601-07	–
	3.0×100	227-32601-08	–
	3.0×150	227-32601-09	–
	4.6×250	–	227-32601-02
	10×50	–	227-32601-10
	10×250	–	227-32601-03
	20×50	–	227-32601-11
	20×250	–	227-32601-04
	28×250	–	227-32601-05

	I.D. × L (mm)	3 µm	5 µm
Shim-pack UC-PolyVP	2.1×50	227-32506-11	–
	2.1×100	227-32506-12	–
	2.1×150	227-32506-13	–
	3.0×50	227-32507-11	–
	3.0×100	227-32507-12	–
	3.0×150	227-32507-13	–
	4.6×50	227-32508-11	–
	4.6×100	227-32508-12	–
	4.6×150	227-32508-13	–
	4.6×250	227-32508-14	–
	4.6×150	–	227-32509-11
	4.6×250	–	227-32509-12
	10×250	–	227-32510-11
	20×250	–	227-32511-11
Shim-pack UC-Triazole	2.1×150	227-32605-01	–
	3.0×50	227-32605-07	–
	3.0×100	227-32605-08	–
	3.0×150	227-32605-09	–
	4.6×250	–	227-32605-02
	10×50	–	227-32605-10
	10×250	–	227-32605-03
	20×50	–	227-32605-11
	20×250	–	227-32605-04
	28×250	–	227-32605-05
Shim-pack UC-Amide	2.1×150	227-30416-03	227-30418-03
	2.1×250	227-30416-04	227-30418-04
	4.6×150	227-30417-03	227-30419-03
	4.6×250	227-30417-04	227-30419-04
Shim-pack UC-NH2	2.1×150	227-30420-03	227-30422-03
	2.1×250	227-30420-04	227-30422-04
	4.6×150	227-30421-03	227-30423-03
	4.6×250	227-30421-04	227-30423-04
Shim-pack UC-Choles	2.1×150	227-32603-01	–
	3.0×50	227-32603-07	–
	3.0×100	227-32603-08	–
	3.0×150	227-32603-09	–
	4.6×250	–	227-32603-02
	10×50	–	227-32603-10
	10×250	–	227-32603-03
	20×50	–	227-32603-11
	20×250	–	227-32603-04
	28×250	–	227-32603-05
Shim-pack UC-PolyBT	2.1×50	227-32500-11	–
	2.1×100	227-32500-12	–
	2.1×150	227-32500-13	–
	3.0×50	227-32501-11	–
	3.0×100	227-32501-12	–
	3.0×150	227-32501-13	–
	4.6×50	227-32502-11	–
	4.6×100	227-32502-12	–
	4.6×150	227-32502-13	–
	4.6×250	227-32502-14	–
	4.6×150	–	227-32503-11
	4.6×250	–	227-32503-12
	10×250	–	227-32504-11
	20×250	–	227-32505-11
Shim-pack UC-Phenyl	2.1×150	227-30424-03	227-30426-03
	2.1×250	227-30424-04	227-30426-04
	4.6×150	227-30425-03	227-30427-03
	4.6×250	227-30425-04	227-30427-04

	I.D. × L (mm)	3 µm	5 µm
Shim-pack UC-NaE	2.1×150	227-32609-01	–
	3.0×50	227-32609-02	–
	3.0×100	227-32609-03	–
	3.0×150	227-32609-04	–
	4.6×250	–	227-32609-05
	10×50	–	227-32609-10
	10×250	–	227-32609-06
	20×50	–	227-32609-11
	20×250	–	227-32609-07
	28×250	–	227-32609-08
Shim-pack UC-PyE	2.1×150	227-32604-01	–
	3.0×50	227-32604-07	–
	3.0×100	227-32604-08	–
	3.0×150	227-32604-09	–
	4.6×250	–	227-32604-02
	10×50	–	227-32604-10
	10×250	–	227-32604-03
	20×50	–	227-32604-11
	20×250	–	227-32604-04
	28×250	–	227-32604-05
Shim-pack UC-HyP	2.1×150	227-32600-01	–
	3.0×50	227-32600-07	–
	3.0×100	227-32600-08	–
	3.0×150	227-32600-09	–
	4.6×250	–	227-32600-02
	10×50	–	227-32600-10
	10×250	–	227-32600-03
	20×50	–	227-32600-11
	20×250	–	227-32600-04
	28×250	–	227-32600-05

	I.D. × L (mm)	3 µm	5 µm
Shim-pack UC-PBr	2.1×150	227-32602-01	–
	3.0×50	227-32602-07	–
	3.0×100	227-32602-08	–
	3.0×150	227-32602-09	–
	4.6×250	–	227-32602-02
	10×50	–	227-32602-10
	10×250	–	227-32602-03
	20×50	–	227-32602-11
	20×250	–	227-32602-04
	28×250	–	227-32602-05
Shim-pack UC-ODS (G)	10×20	–	227-32608-09
Shim-pack UC-Sil II (G)	10×20	–	227-32607-06
Shim-pack UC-Diol II (G)	10×20	–	227-32606-06
Shim-pack UC-Py (G)	10×20	–	227-32601-06
Shim-pack UC-Triazole (G)	10×20	–	227-32605-06
Shim-pack UC-Choles (G)	10×20	–	227-32603-06
Shim-pack UC-NaE (G)	10×20	–	227-32609-09
Shim-pack UC-PyE (G)	10×20	–	227-32604-06
Shim-pack UC-HyP (G)	10×20	–	227-32600-06
Shim-pack UC-PBr (G)	10×20	–	227-32602-06

Shim-pack GPC Series

Shim-pack GPC series columns are used for the determination of tetrahydrofuran (800 Series), and dimethylformamide (800D series).
The technique of GPC does not utilize such chemical reactions as partition, adsorption, and ion exchange, but a physical reaction consisting of a separation based on molecular size of the sample components. Therefore, this method is suitable for the measurement of molecular weight distribution of high polymers and oligomers.
Shim-pack GPC series are packed with polystyrene polymers with respective degrees of cross-linking in order to meet exact analysis requirements, ranging from analysis of high polymers to that of oligomers. GPC-80M/80MD are mixed gel columns.

Determination of Tetrahydrofuran

Analytical Columns

Column	Exclusion Limit (polystyrene)	Target moleluar weight range	Dimensions (Length × I.D., mm)	P/N
Shim-pack GPC-801	1.5×10^3	100-700	300 × 8.0	228-20803-91
Shim-pack GPC 802	5.0×10^3	300-3,000	300 × 8.0	228-20804-91
Shim-pack GPC 8025	2.0×10^4	300-8,000	300 × 8.0	228-20805-91
Shim-pack GPC 803	7.0×10^4	1,000-50,000	300 × 8.0	228-20806-91
Shim-pack GPC 804	4.0×10^5	7,000-300,000	300 × 8.0	228-20807-91
Shim-pack GPC 805	4.0×10^6	50,000-2,000,000	300 × 8.0	228-20808-91
Shim-pack GPC 806	4.0×10^7	150,000-20,000,000*	300 × 8.0	228-20809-91
Shim-pack GPC 80M	4.0×10^7, Mixed gel	1,000-20,000,000*	300 × 8.0	228-20810-91
Shim-pack GPC-800P	Guard Column		10 × 4.6	228-20812-91

* Estimated Value

Analysis Examples

Calibration Curves

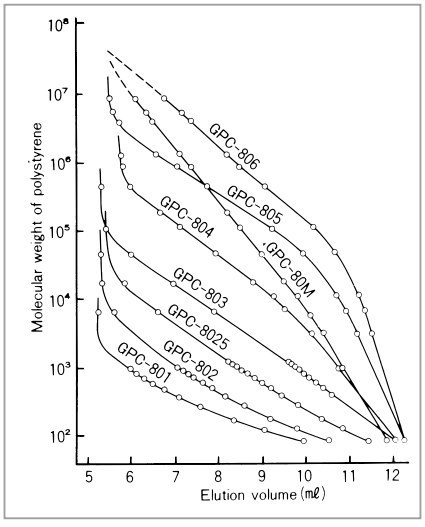

Conditions

Mobile phase : Tetrahydrofuran
Flow rate : 1.0 mL/min
Column temp. : Ambient
Detection : UV 254 nm

Analysis of Polystyrene Standard

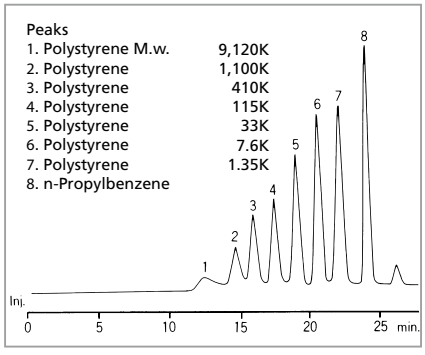

Conditions

Column : Shim-pack GPC-80M (2 columns in series) (P/N: 228-20810-91)
Mobile phase : Tetrahydrofuran
Flow rate : 1.0 mL/min
Column temp. : Ambient
Detection : UV 254 nm

Shim-pack Bio Diol Columns

With different pore sizes, Shim-pack Bio Diol LC columns are effective for analysis of aggregates and fragments of mAb, oligonucleotides and carbohydrates.

Shim-pack Bio Diol	Diol-60	Diol-120	Diol-200	Diol-250	Diol-300
Particle	Silica				
Ligand	Dihydroxypropyl(Diol)				
Particle Size	3 µm, 5 µm		2 µm, 3 µm, 5 µm	3 µm	2 µm, 3 µm, 5 µm
Pore Size	6 nm	12 nm	20 nm	25 nm	30 nm
pH Range	5.0 - 7.5				
Molecular Weight Range	below 10,000	1,000 - 100,000	5,000 - 300,000	10,000 - 700,000	20,000 - 1,000,000

Rapid mAb Aggregate Analysis using 2 µm Shim-pack Bio Diol-300 column

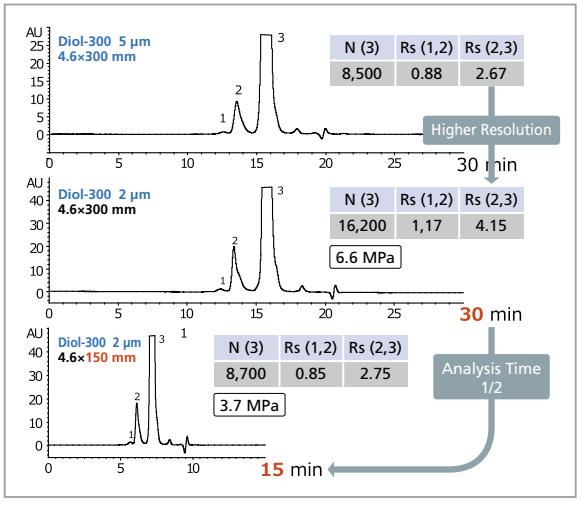

By reducing the particle size from 5 µm to 2 µm, the resolution between aggregates and monomers was greatly improved. Furthermore, by reducing the column length from 300 mm to 150 mm using a 2 µm particle, 50 % less run time was achieved, while maintaining resolution as compared to the original method with a 5 µm, 4.6 × 300 mm column.

Column	: Shim-pack Bio Diol-300
Eluent	: 0.1 M KH_2PO_4-K_2HPO_4 (pH 7.0) with 0.2 M NaCl
Flow rate	: 0.2 mL/min
Column temp.	: Ambient
Detection	: UV 280 nm
Sample	: Humanized monoclonal IgG1

Order Information

Particle Size	2 µm		3 µm				
Chemistry / Column Dimension	Diol-200	Diol-300	Diol-60	Diol-120	Diol-200	Diol-250	Diol-300
150 × 4.6 mm	227-31009-01	227-31010-01					
300 × 4.6 mm	227-31009-02	227-31010-02	227-31007-01	227-31008-01	227-31009-03	227-31216-01	227-31010-03
300 × 8.0 mm	-	-	-	-	-	227-31216-02	-
10 × 4.0 mm (Guard Column)	227-31202-02	227-31202-01	-	-	227-31202-04	-	227-31202-03
Pressure Tolerance (MPa)	45		20			4.6 mmI.D. : 14 8.0 mmI.D. : 12	20

Particle Size	5 µm			
Chemistry / Column Dimension	Diol-60	Diol-120	Diol-200	Diol-300
300 × 4.6 mm	227-31007-02	227-31008-02	227-31009-04	227-31010-04
300 × 8.0 mm	227-31007-03	227-31008-03	227-31009-05	227-31010-05
30 × 8.0 mm (Guard Column)	227-31007-04	227-31008-04	227-31009-06	227-31010-06
Pressure Tolerance (MPa)	20			
300 × 20 mm	227-31097-01	227-31098-01	227-31099-01	227-31100-01
500 × 20 mm	227-31097-02	227-31098-02	227-31099-02	227-31100-02
50 × 20 mm (Guard Column)	227-31116-01	227-31118-01	227-31118-01	227-31119-01
Pressure Tolerance (MPa)	10			

Shim-pack Diol series

Shim-pack Diol series is a kind of gel filtration chromatography (GFC) column. GFC is used to separate water-soluble high polymers such as polysaccharides, proteins, and nucleic acids according to their molecular sizes by using hydrophilic packing materials and aqueous mobile phase.
Shim-pack Diol series is packed with porous spherical silica gel chemically bonded with a hydroxyl group. Due to the hydrophilic hydroxyl group, Shim-pack Diol series can be used in high-speed GFC and provide sharp peaks during the analysis of protein and biochemicals (such as enzymes).

Order Information

Column	Stationary Phase	Particle Size (µm)	Dimensions (Length × I.D., mm)	P/N
Shim-pack Diol-150	Diol groups	5	250 × 7.9	228-14775-91
			500 × 7.9	228-14775-92
Shim-pack Diol-300	Diol groups	5	250 × 7.9	228-14776-91
			500 × 7.9	228-14776-92
Pre-column Diol *	Diol groups	10	50 × 4.0	228-16367-91

* Installed between the liquid pump and the sample injector to protect the Shim-pack Diol column.

Analysis Examples

Calibration Curves

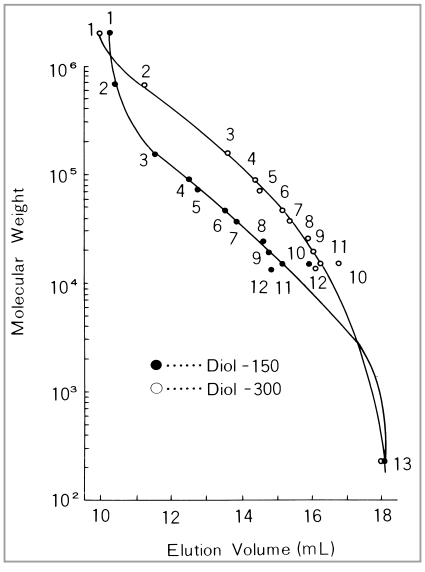

Peaks
1. Blue dextran 2000
2. Thyroglobulin
3. y-Globulin
4. Transferrin
5. Human serum albumin
6. Ovalbumin
7. β-Lactoglobulin
8. Chymotrypsin
9. Myoglobin
10. Lysozyme
11. Ribonuclease A
12. Cytochrome C
13. Gly-Tyr

Conditions

Column : Shim-pack Diol Series (500 mm × 7.9 mm I.D., 5 µm)
Mobile phase : A) 10 mmol/L phosphate buffer solution (pH 7)
B) 0.2 mol/L sodium sulfate
Flow rate : 1.0 mL/min
Column temp. : Ambient
Detection : UV 280 nm

Analysis of Protein Standard

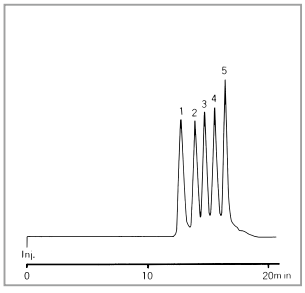

Peaks
1. Glutamate dehydrogenase
2. Lactate dehydrogenase
3. Enolase
4. Adenylate kinase
5. Cytochrome C

Conditions

Column : Shim-pack Diol-300 (500 mm × 7.9 mm I.D., 5 µm)
(P/N: 228-14776-92)
Mobile phase : A) 10 mmol/L phosphate buffer solution (pH 7)
B) 0.1 mol/L sodium chloride
Flow rate : 1.0 mL/min
Column temp. : Ambient
Detection : UV 280 nm

Shim-pack Bio IEX Columns

Shim-pack Bio IEX columns are available in both anionic exchange type quaternary ammonium (Q) and cation exchange type sulfopropyl (SP). We offer options using hydrophilic polymer fillers that can be either porous or non-porous. The hydrophilic porous polymers are used in the Q and SP columns, while the hydrophilic non-porous polymers are used in the Q-NP and SP-NP columns. The porous fillers provide high efficiency and excellent binding capacity, whereas the non-porous fillers offer high recovery rates and good separation performance.

Shim-pack Bio IEX	Q-NP	SP-NP	Q	SP
Particle	hydrophilic non-porous polymer		hydrophilic porous polymer	
Particle Size	3 µm, 5 µm		5 µm	
Ligand	- $CH_2N^+(CH_3)_3$	- $(CH_2)_3SO_3^-$	- $CH_2N^+(CH_3)_3$	- $(CH_2)_3SO_3^-$
pH Range	2 - 12			

Differences Between Polar Type and Non-Polar Type Columns

Porous type columns are designed for applications such as protein purification at the lab-scale, where high loading capacity and stable peak widths are essential. On the other hand, non-porous type columns are optimized for impurity analysis requiring high resolution, such as charge variant analysis, offering narrower peak widths at lower loading amounts. The Shim-pack Bio IEX SP-NP, a non-porous type column, and the Shim-pack Bio IEX SP, a porous type column, were used to demonstrate changes in peak width when increasing the loading amount of monoclonal antibodies.

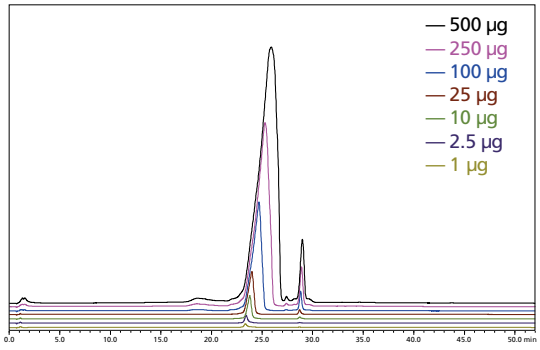

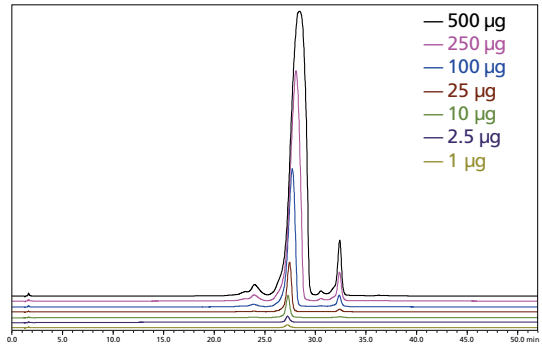

Shim-pack Bio IEX SP-NP

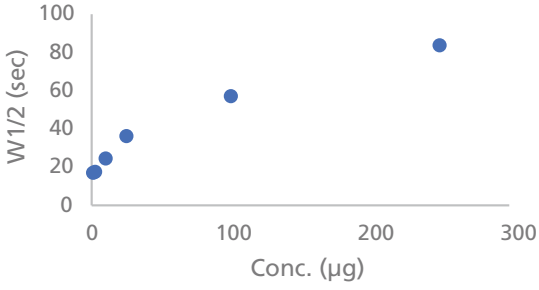

Shim-pack Bio IEX SP

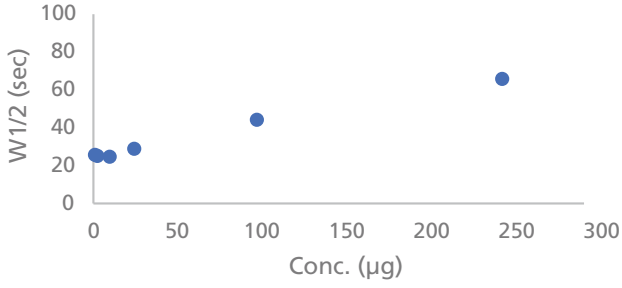

Analysis Examples

Analysis of Synthesized Oligonucleotide (Single Strand DNA) using Shim-pack BIO IEX Q-NP

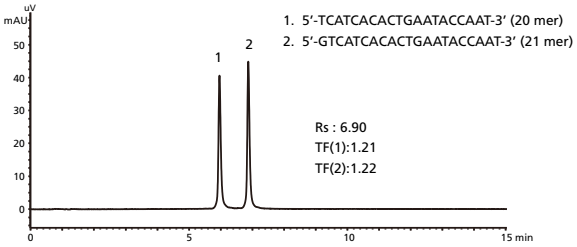

Column	: Shim-pack Bio IEX Q-NP 100 × 4.6 mm I.D., 5 µm (P/N : 227-31003-03)
Mobile phase	: A) 10 mM NaOH B) 10 mM NaOH with 1.0 M $NaClO_4$
Gradient	: 25→55 %B (0-15 min), 100 %B (15-20 min)
Flow rate	: 1.0 mL/min
Column temp.	: 25 °C
Detection	: UV 260 nm
Injection volume	: 4 µL (5 nmol/mL)

Charge Variant Analysis of Cetuximab Biosimilar by pH Gradient using Shim-pack Bio IEX Column

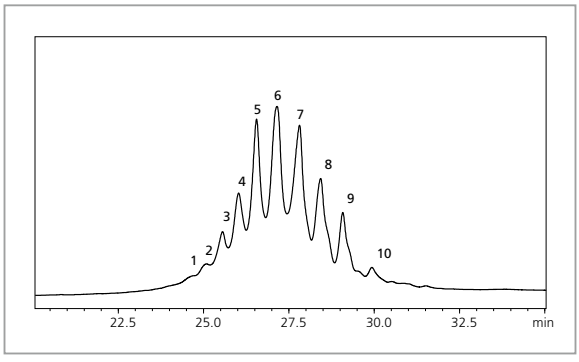

Conditions

Column	: Shim-pack Bio SP-NP (100 mm × 4.6 mm I.D., 3 µm) P/N: 227-31005-03
Mobile phase	: A) 10 mM sodium phosphate buffer, pH 6.0 B) 10 mM sodium bicarbonate buffer, pH 10.0
Gradient	: 35 %B (0 min)→55 %B (2 min) →100 %B (12-16 min) →35 %B (16.1 – 20 min)
Flow rate	: 0.6 mL/min
Column temp.	: Ambient
Detection	: UV 280 nm
Injection volume.	: 5 µL

Order Information

Shim-pack Bio IEX	Q-NP		SP-NP		Q	SP
Polarity	Non-Porous				Porous	
Particle Size / Dimension	3 µm	5 µm	3 µm	5 µm	5 µm	
30 × 4.6 mm	227-31002-01	227-31003-01	227-31005-01	227-31006-01	227-31001-01	227-31004-01
50 × 4.6 mm	227-31002-02	227-31003-02	227-31005-02	227-31006-02	227-31001-02	227-31004-02
100 × 4.6 mm	227-31002-03	227-31003-03	227-31005-03	227-31006-03	227-31001-03	227-31004-03

Analysis of Nucleotides, Oligonucleotides and Protein

Shim-pack WAX/WCX Series

Shim-pack WAX/WCX series columns are chemically-bonded hydrophilic silica gel based ion exchange columns. Shim-pack WAX-1 is ideal for analysis of nucleotides and oligonucleotides while Shim-pack WAX-2 and WCX-1 is ideal for analysis of proteins.

Order Information

Column	Stationary Phase	Particle Size (µm)	Dimensions (Length × I.D., mm)	P/N
Shim-pack WAX-1	Tertiary amino groups	3	50 × 4.0	228-16225-91
Shim-pack WAX-1	Tertiary amino groups	3	150 × 4.6	228-16225-92
Shim-pack WAX-1T	Tertiary amino groups	3	50 × 4.6	228-18257-91
Shim-pack WAX-2	Tertiary amino groups	5	50 × 4.0	228-16365-91
Shim-pack WCX-1	Corboxyl groups	5	50 × 4.0	228-16366-91
Pre-column Diol *	Diol groups	10	50 × 4.0	228-16367-91

* Installed between the liquid pump and the sample injector to protect the column.

Shim-pack IC Series

Ion chromatography (IC) is used for analysis of inorganic and organic ions. It is categorized as suppressor IC and non-suppressor IC. Non-suppressor IC is composed of a conventional HPLC system combined with a conductivity detector, while suppressor IC requires an extra suppressor.

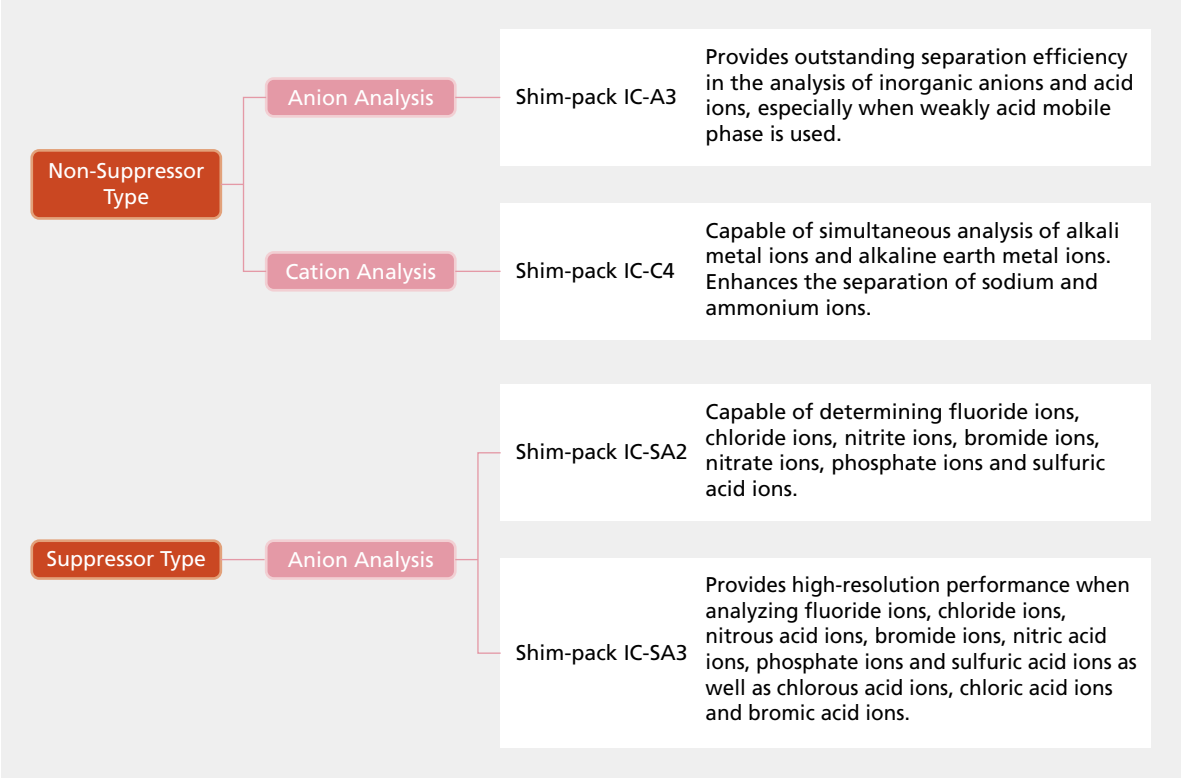

Order Information

Column	Stationary Phase	Particle Size (µm)	Dimensions (Length × I.D., mm)	P/N	Guard Column
Shim-pack IC-A3	Quaternary ammonium groups	5	150 × 4.6	228-31076-91	228-31076-92
Shim-pack IC-C4	Carboxyl groups	7	150 × 4.6	228-41616-91	228-59900-91 (Cartridge+ Holder) 228-59900-92 (Cartrdge)
Shim-pack IC-SA2	Quaternary ammonium groups	9	250 × 4.0	228-38983-91	228-38983-92
Shim-pack IC-SA3	Quaternary ammonium groups	5	250 × 4.0	228-41600-91	228-41600-92

Analysis Examples

Examples of Cation Analysis

Shim-pack IC-C4 is a cation analysis column for non-suppressor IC. Because the pH of the mobile phase can be changed by selecting a different combination of acid and base in eluent, non-suppressor IC enables various kinds of analysis.

High Resolution of Na^+ and NH_4^+

Greater resolution of Na^+ and NH_4^+ has been achieved by improving the peak shape of Na^+. The influence on the peak shape of NH_4^+ from a high concentration of Na^+ has been reduced, making it possible to analyze tap water of normal concentration under standard mobile phase conditions. The resolution can be further improved by using a mobile phase treated with 18-crown-6 additive.

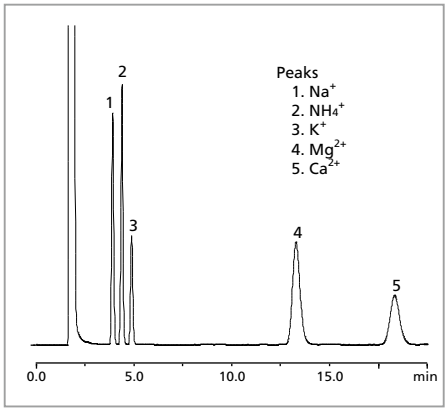

Analysis of a Standard Mixture of 5 Cations

Conditions

Column	: Shim-pack IC-C4 (150 mm × 4.6 mm I.D., 7 µm) (P/N: 228-41616-91)
Mobile phase	: 2.5 mmol/L oxalic acid
Flow rate	: 1.0 mL/min
Column temp.	: 40 °C
Detection	: CDD
Injection volume	: 50 µL

Flexible Mobile Phase Selection

Due to the features of non-suppressor IC, flexible mobile phase composition can be used. Besides normal inorganic cations, Shim-pack IC-C4 is capable of analyzing transition metals by using a mixed mobile phase.

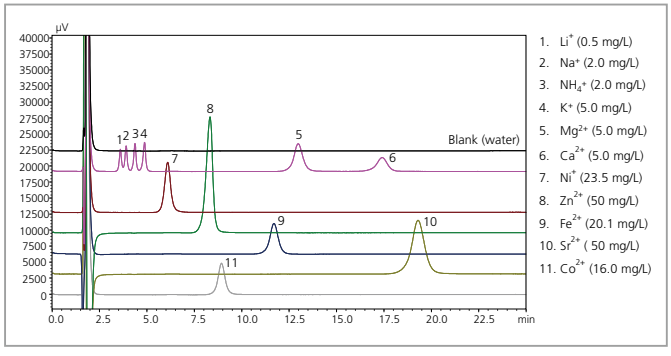

Analysis of inorganic cations and transition metals

Conditions

System	: Prominence™ HIC-NSP
Column	: Shim-pack IC-C4 (150 mmL × 4.6 mm I.D., 7 µm), P/N: 228-41616-91 Shim-pack IC-C4 (G) (10 mmL × 4.6 mm I.D., 7 µm), P/N: 228-41616-92
Mobile phase	: 2.5 mmol/L Oxalic acid / 2.5 mmol/L Methanesulfonic acid = 50 / 50 (v/v)
Flow rate	: 1.0 mL/min
Column temp.	: 40 °C
Detection	: Conductivity (CDD-10Asp)
Injection volume	: 20 µL

Analysis of Anions in Water

Shim-pack IC-SA2 and IC-SA3 columns were developed for anion analysis with a Shimadzu Ion Chromatograph HIC-SP (suppressor type). Both columns are capable of analyzing fluoride ions, chloride ions, nitrite ions, bromide ions, nitrate ions, phosphate ions, sulfate ions, etc. allowing both the IC-SA2 and IC-SA3 columns to be used for analysis of tap water and environmental water samples.
The Shim-pack IC-SA3 is a high-separation column that can analyze more components than Shim-pack IC-SA2.

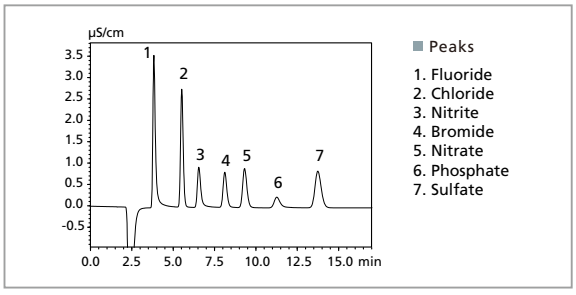

Analysis of Standard Inorganic Anion Samples

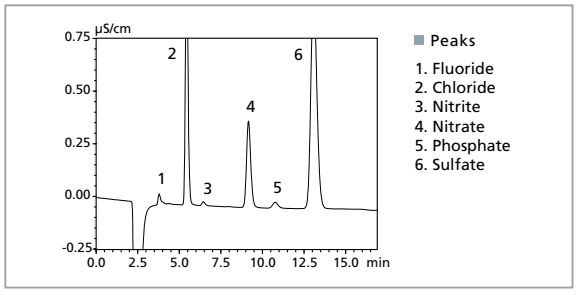

Analysis of Waste Water

Conditions

Column	: Shim-pack IC-SA2
Mobile phase	: A) 12 mmol/L sodium hydrogen carbonate B) 0.6 mmol/L sodium carbonate
Flow rate	: 1.0 mL/min
Column temp.	: 30 °C
Detection	: CDD (a suppressor is used)
Injection volume	: 50 µL

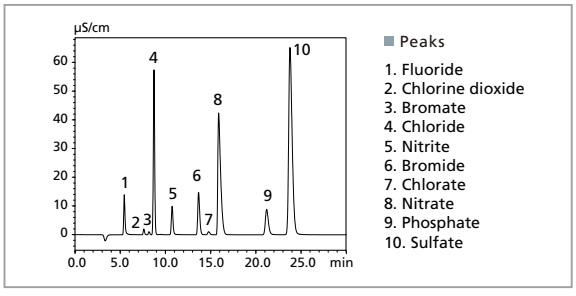

Analysis of Standard Inorganic Anion Samples

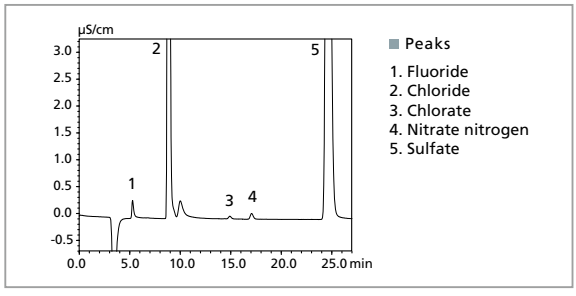

Analysis of Tap Water

Conditions

Column	: Shim-pack IC-SA3
Mobile phase	: 3.6 mmol/L sodium carbonate
Flow rate	: 0.8 mL/min
Column temp.	: 45 °C
Detection	: CDD (a suppressor is used)
Injection volume	: 50 µL

Shim-pack Bio HIC Column

Shim-pack Bio HIC Column is a hydrophobic interaction chromatography (HIC) column packed with butyl bonded hydrophilic nonporous polymer particles (4 µm). HIC is suitable for the separation of anlaytes with slightly different hydrophobicity, such as antibody-drug conjugate (ADC) with different drug-antibody ratios (DAR). Shim-pack Bio HIC can be used for the analysis of DAR of ADC with relatively low pressure and high resolution.

ADC DAR Analysis using Shim-pack BIO HIC Column

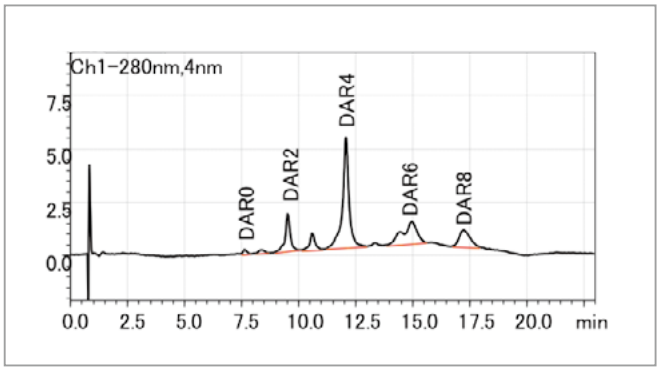

Conditions

LC System	: Inert LC (1.6 mL mixer)
Workstation	: LabSolutions™ LC/GC
Column	: Shim-pack Bio HIC (100 mm. x 4.6 mmI.D., 4 µm)
Mobile phase	: A) 50 mM NaH_2PO_4-Na_2HPO_4 (pH 7.0) containing 1.5 M $(NH_4)_2SO_4$/2-propanol (95/5) B) 50 mM NaH_2PO_4-Na_2HPO_4 (pH 7.0)/2-propanol (80/20)
Gradient	: 0 %B (0-1 min), 0-100 %B (1-18 min), 100 %B (18-23 min)
Flow rate	: 1.0 mL/min
Injection volume	: 5 µL
Column temp.	: 25 °C
Detection	: 280 nm (PDA)
Sample	: Cysteine-liked ADC Mimic (5 mg/mL)

Peak area reproducibility (n = 6)

	%RSD
DAR0	5.98
DAR2	2.57
DAR4	1.62
DAR6	2.23
DAR8	2.87

∗Peaks were automatically integrated using i-peak finder (peak integration algorithm for LabSolutions)

Order Information

P/N	Description
227-31174-01	Shim-pack Bio HIC Butyl, 100 × 4.6 mm I.D., 4 µm

Dedicated Columns for Amino Acid Analysis

Shim-pack Amino Series

Shim-pack Amino series is designed to be used with the Nexera post-column amino acid analysis system, which employs o-phthalaldehyde (OPA)/N-acetylcysteine as the reaction reagent for post-column derivatization. These columns utilize polystyrene gel as the packing material, allowing for both electrostatic and hydrophobic interactions, making them ideal for post-column analysis of amino acids.

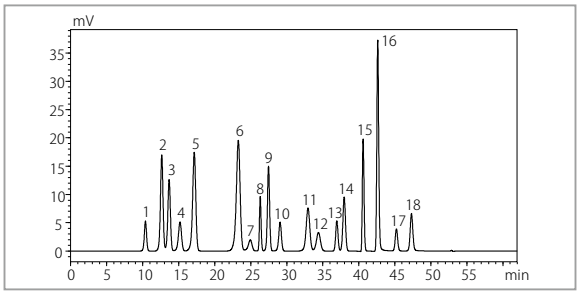

Analysis of Amino Acid Standard

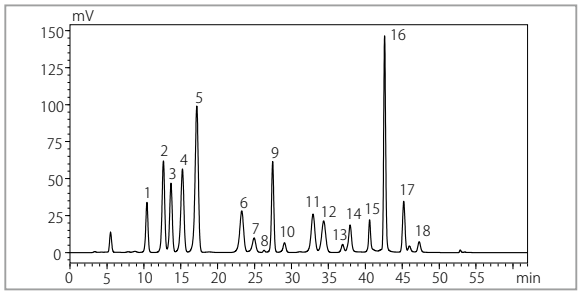

Analysis of Infant Formula

Conditions

Column : Shim-pack Amino-Na (100 mm × 6.0 mm I.D., 5 µm) (P/N: 228-18837-91)
Mobile phase : Mobile phase kit for amino acid analysis (Na Type) (P/N: 228-21195-94)
Flow rate : 0.4 mL/min
Column temp. : 60 °C
Detection : RF (Post-column derivation)

Peaks

1. ASP	6. GLY	11. ILE	16. HIS
2. THR	7. ALA	12. LEU	17. LYS
3. SER	8. CYSTINE	13. TYR	18. ARG
4. GLU	9. VAL	14. PHE	
5. PRO	10. MET	15. GABA	

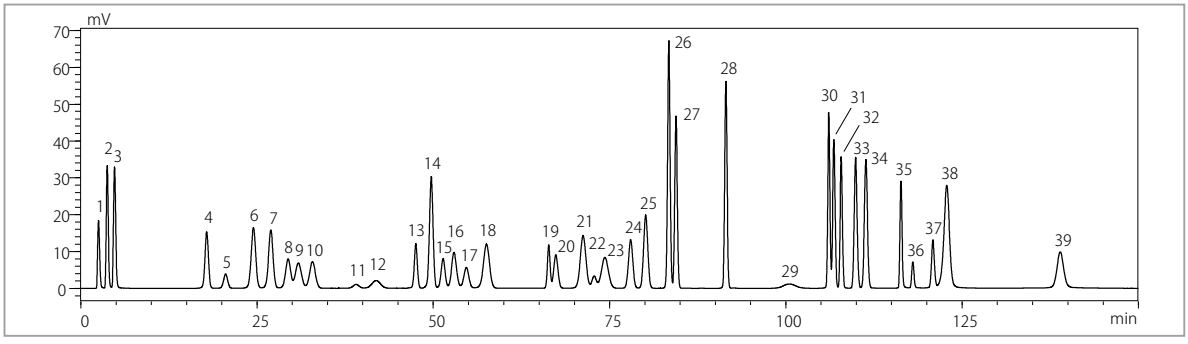

Simultaneous Analysis of 38 Amino Acids

Conditions

Column : Shim-pack Amino-Li (100 mm × 6.0 mm I.D., 5 µm) (P/N: 228-18837-92)
Mobile phase : Mobile phase kit for amino acid analysis (Li Type) (P/N: 228-21195-95)
Flow rate : 0.6 mL/min
Column temp. : 39 °C
Detection : RF-10AXL Ex. 350 nm, Em. 450 nm

Peaks

1. o-Phosphoserine	11. Sarcosine	21. Isoleucine	31. 3-Methylhistidine
2. Taurine	12. α-Aminoadipic acid	22. Cystathionine	32. 1-Methylhistidine
3. o-Phosphoethanolamine	13. Proline	23. Leucine	33. Carnosine
4. Aspartic acid	14. Glycine	24. Tyrosine	34. Anserine
5. Hydroxyproline	15. Alanine	25. Phenylalanine	35. Hydroxylysine
6. Threonine	16. Citrulline	26. β-Alanine	36. Ornithine
7. Serine	17. α-Amino-n-butyricacid	27. β-Aminoisobutyric acid	37. Lysine
8. Asparagine	18. Valine	28. γ-Aminobutyric acid (GABA)	38. Ammonia
9. Glutamic acid	19. Cystine	29. Tryptophan	39. Arginine
10. Glutamine	20. Methionine	30. Histidine	

Order Information

Column	Stationary Phase	Particle Size (µm)	Dimensions (Length × I.D., mm)	P/N	Guard Column
Shim-pack AMINO-NA	Na type sulfone group	5	100 × 6.0	228-18837-91	228-18837-93 *
Shim-pack AMINO-LI	Li type sulfone group	5	100 × 6.0	228-18837-92	-

* Dedicated for the analysis of cyanide. Please do not use it in the analysis of amino acids.

In the analysis of amino acids, the following trap columns are required.

Description	Dimensions (Length × I.D., mm)	P/N
ISC-30/S 0504 NA (For trapping Na type ammonia)	50 × 4.0	228-14206-91
ISC-30/S 0504 LI (For trapping Li type ammonia)	50 × 4.0	228-00821-91

The following column is designed to be used in conjunction with our Nexera post-column amino acid analysis system and cyanide analysis system. For more details about the Nexera post-column amino acid analysis system, please refer to the link below.

Product

Dedicated Column for Sugar Analysis
~ For the Analysis of Sugars and Sugar Alcohols in Food and Biofuels ~

Shim-pack SUR-Na

Sugars are analyzed for their content in various fields, including food. Particularly in the production of alcoholic beverages and biofuels, where sugars are converted into ethanol through the fermentation process by microorganisms, it is crucial to accurately analyze and quantify sugars for process design and quality control, as well as for monitoring.
The Shim-pack SUR-Na column for ligand exchange chromatography combines size exclusion mode with sodium-type ligand exchange mode, allowing for high-performance separation and analysis of sugars. Additionally, since only water is used as the mobile phase, there is no need for complex mobile phase preparation, making the analysis straightforward.

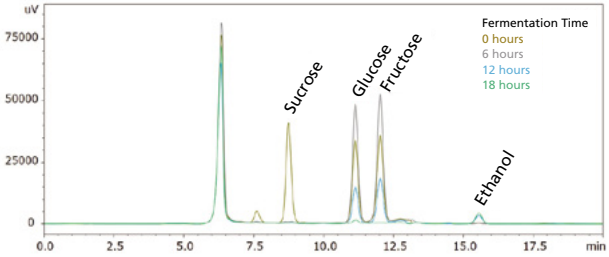

Conditions

Column	: Shim-pack SUR-Na
Guard column	: Shim-pack SUR-Na (G)
Mobile phase	: Ultrapure water Column
temp.	: 80 °C
Detector	: RI detector (RID-20A)

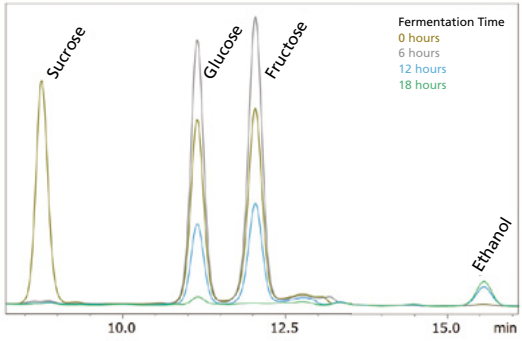

Fermentation Monitoring Results

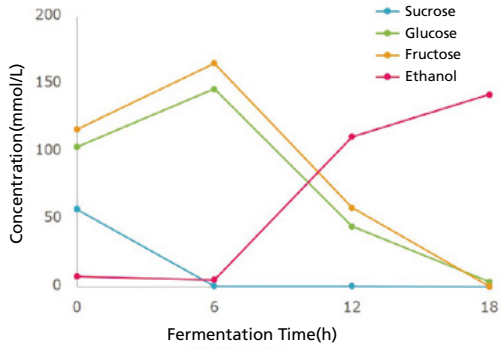

The Shim-pack SUR-Na column has superior separation performance, especially for monosaccharides, sugar alcohols, and some oligosaccharides.

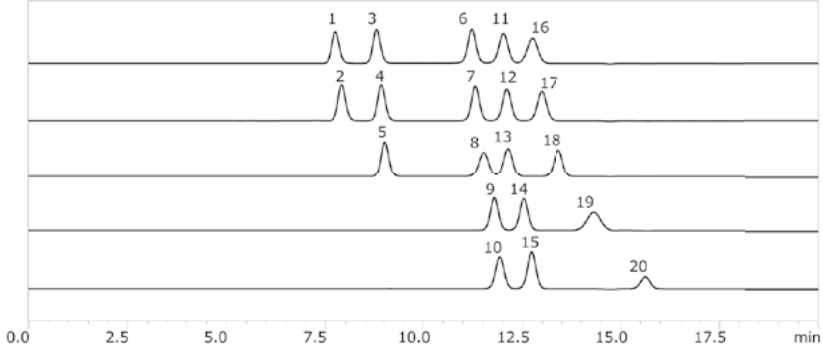

1 Raffinose	11 Mannose
2 Maltotriose	12 Fructose
3 Sucrose	13 Xylose
4 Maltose	14 Xylitol
5 Lactose	15 Inositol
6 Glucose	16 Fucose
7 Mannitol	17 Arabinose
8 Rhamnose	18 Glycerol
9 Sorbitol	19 Ribose
10 Galactose	20 Ethanol

Order Information

P/N	Description	Size	Remarks
228-59529-01	Shim-pack SUR-Na	250 mm x 7.8 mm I.D.	Analytical column
228-59529-02	Shim-pack SUR-Na (G)	50 mm x 7.8 mm I.D.	Guard column

Dedicated Column for Sugar Analysis

~ For the Analysis of Sugars in Samples with High Levels of Contaminants ~

Shim-pack ISA-09

The Shim-pack ISA-09 is an anion exchange column suitable for the Nexera reducing sugar analysis system, which employs Shimadzu 's unique post-column boric acid-arginine fluorescence derivatization method. By using this column as part of the Nexera reducing sugar analysis system, sugars in samples with high levels of contaminants can be quantified selectively and with high sensitivity. Monosaccharides and disaccharides are separated simultaneously with a gradient in which boric acid buffer solutions at two different concentrations are used as the mobile phase.

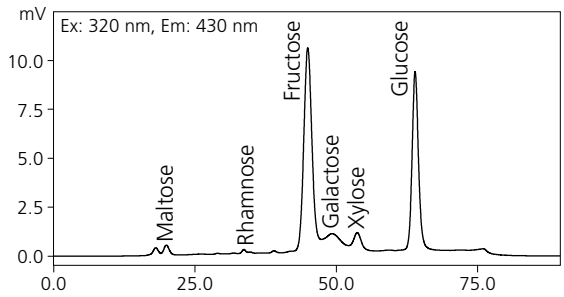

Chromatogram of Red Wine

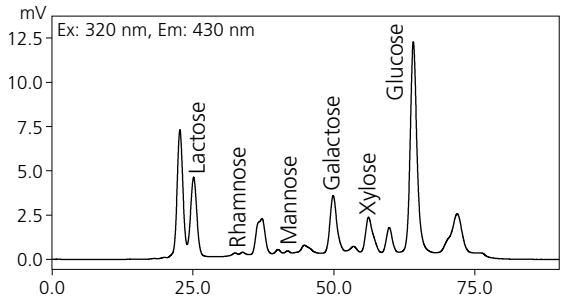

Chromatogram of Drinking Vinegar

Order Information

Column	Length (mm)	I.D. (mm)	P/N
Shim-pack ISA-09	250	4.0	228-59512-41
Shim-pack ISA-09 (G)	50	4.0	228-59512-42

This column is designed to be used in conjunction with our Nexera reducing sugar analysis system. For more details about the Nexera reducing sugar analysis, please refer to the link below.

Product

Columns for Sugar Analysis

Shim-pack SCR 101N/C/P

Shim-pack SCR-101N/C/P is suitable for the analysis of monosaccharides. It separates samples using a mixed mode of gel filtration and ion exchange. The selectivity varies depending on the type of cation used as the exchange group.

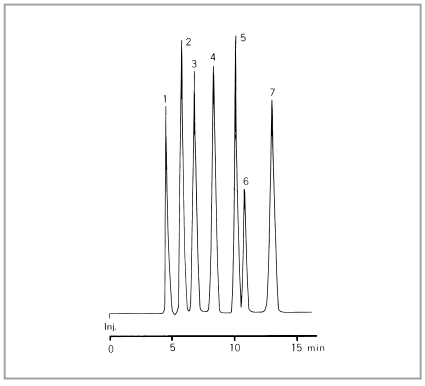

Analysis of Saccharide Standard

Peaks
1. PEG 4000
2. Maltose
3. Glucose
4. Fructose
5. Glycerol
6. Ethanol
7. Sorbitol

Conditions

Column : Shim-pack SCR-101C (300 mm × 7.9 mm I.D., 10 µm, P/N: 228-17889-91)
Mobile phase : Water
Flow rate : 1.0 mL/min
Column temp. : 80 °C
Detection : RID

Order Information

Column	Stationary Phase	Particle Size (µm)	Dimensions (Length × I.D., mm)	P/N	Guard Column
Shim-pack SCR-101N	Na type sulfone group	10	300 × 7.9	228-07730-92	228-09619-92
Shim-pack SCR-101C	Ca type sulfone group	10	300 × 7.9	228-17889-91	228-17891-91
Shim-pack SCR-101P	Pb type sulfone group	10	300 × 7.9	228-17890-91	228-17892-91

Shim-pack Fast-OA

High-speed Organic Acid Analysis Column

In the fields of fermented food production and bio-industry, organic acid metabolites are monitored to control the activity of yeast or bacteria. The quantity of organic acids needs to be checked and the production environment adjusted accordingly in order to improve production and quality control, and these checks must be carried out in a timely manner.
The Shim-pack Fast-OA is a column for the high-speed analysis of organic acids. It can separate multiple organic acids in a short time and supports real-time monitoring of their concentration levels.

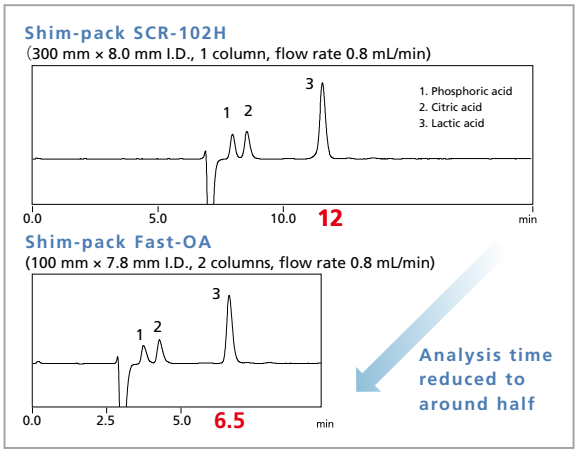

Chromatograms of home-fermented yogurt

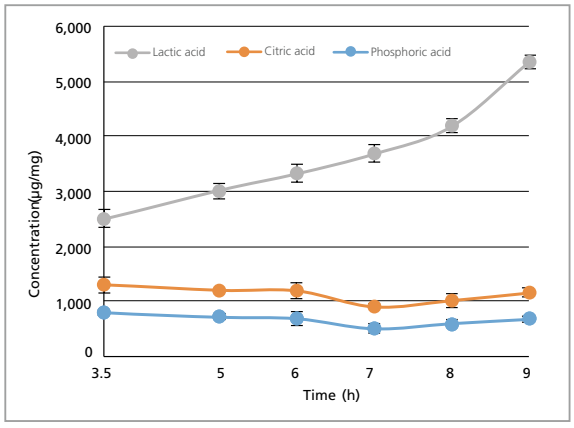

Monitoring of organic acid content in home-fermented yogurt

Analysis of short-chain fatty acids with strong retention in under 10 minutes

The Shim-pack Fast-OA column can also be used to analyze short-chain fatty acids with strong retention, of interest in the study of intestinal flora, in less than 10 minutes.

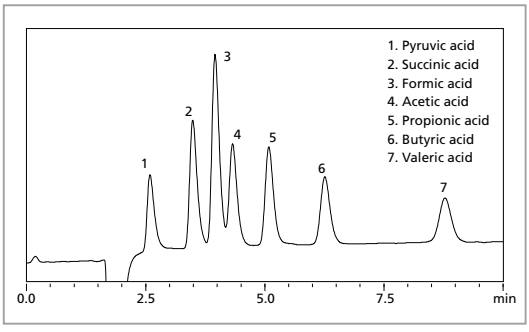

Chromatogram of a standard mixture containing seven organic acids

Conditions

Column	: Shim-pack Fast-OA
Mobile phase	: 5 mmol/L p-toluenesulfonic acid
pH buffer solution	: 5 mmol/L p-toluenesulfonic acid 20 mmol/L Bis- Tris 0.1 mmol/L EDTA
Flow rate	: 0.8 mL/min
Detection method	: Conductivity detector (CDD-10 AVP)

Order Information

Shim-pack Fast-OA is an ion-exclusion chromatography column. Up to three columns can be connected according to the target compounds*. A guard column, the Shim-pack Fast-OA (G), can be used in combination to protect the analysis column. The guard column is a cartridge-type, and the cartridge can be replaced.

P/N	Product name	Dimensions (Length × I.D., mm)	Remarks
228-59942-41	Shim-pack Fast-OA	100 × 7.8	Analytical column
228-59942-42	Shim-pack Fast-OA (G)	10 × 4.0	Guard column, includes a column holder and a cartridge
228-59942-43	Shim-pack Fast-OA (G) Cartridge (4 pcs)	-	Replacement cartridge for guard column

*For details about the piping, please refer to the technical report *High-Speed Analysis of Organic Acids Using Shim-pack Fast-OA and pH-Buffered Electrical Conductivity Detection* (C190-E237)

Columns for Organic Acid Analysis

Shim-pack SCR 101H, 102H

The Shim-pack SCR-101H and SCR-102H are ion exclusion chromatography columns that use H-type sulfonated polystyrene polymer as the stationary phase. They are ideal for the analysis of organic acids using acidic aqueous solutions (e.g., perchloric acid solution) as the mobile phase.

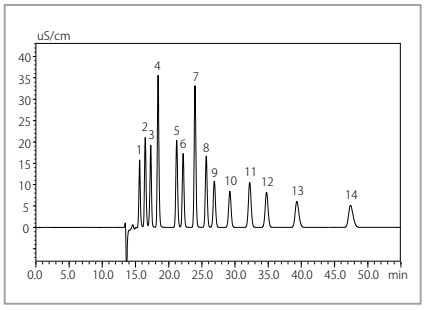

Analysis of Organic Acids

Peaks

1. Phosphoric acid
2. Citric acid
3. Pyruvic acid
4. Malic acid
5. Succinic acid
6. Lactic acid
7. Formic acid
8. Acetic acid
9. Levulinic acid
10. Pyroglutamic acid
11. Isobutyric acid
12. Butyric acid
13. Isovaleric acid
14. Valeric acid

Conditions

Column : Shim-pack SCR-102H (2 columns in series, P/N: 228-17893-91)
Mobile phase : 5 mmol/L p-Toluene sulfonic acids aqueous solution
Flow rate : 0.8 mL/min
Column temp. : 40 °C
Detection : CDD (pH buffer organic acids analysis system)

Order Information

Column	Stationary Phase	Particle Size (µm)	Dimensions (Length × I.D., mm)	P/N	Guard Column
Shim-pack SCR-101H	H type sulfone group	10	300 × 7.9	228-07730-93	228-09619-93
Shim-pack SCR-102H	H type sulfone group	7	300 × 8.0	228-17893-91	228-17924-91

Shim-pack MAYI Series

Due to optimized particle size and a newly developed coating technology, the MAYI series online pretreatment column is highly effective in deproteinization and offers long-term stability. It provides excellent reproducibility even for continuous analysis of multiple analytes.

How the Shim-pack MAYI Series Works

The outer surfaces of silica gel (50 µm) are coated with a hydrophilic polymer, so that only the interior of pores are chemically modified by octadecyl radicals (ODS). Since proteins and other macromolecules cannot enter the pores and are blocked by the hydrophilic polymer on the outer surfaces, they are quickly eluted without being retained by the ODS solid phase. In contrast, pharmaceuticals and other induced low molecular weight compounds penetrate the pores and are retained by the inner surfaces of the stationary phase.

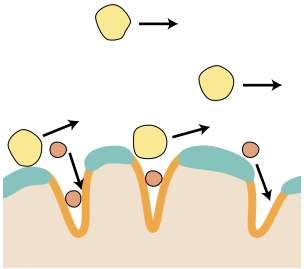

Quick and Reliable Protein Removal

The newly developed hydrophilic polymer coating technology quickly and reliably removes macromolecules, such as protein, from injected biological samples to achieve high recovery rates for target components. In addition to securely protecting analytical columns and LC/MS interfaces, this also helps reduce the time required for finishing the analysis.

Outstanding Durability

Due to the polymer coating technology and particle size optimization, stable data can be obtained for long periods. The figure below shows results from 300 consecutive injections of 100 µL of blood plasma. No decrease in the deproteinization rate or degradation of peak shape was observed.

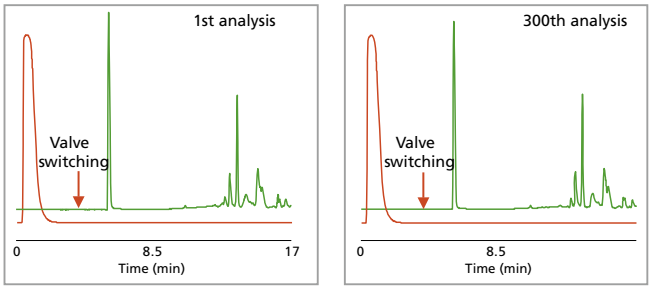

Comparison of 1st and 300th Analyses

Conditions

Samples : Isopropylantipyrine added Blood plasma
Sample solution: 0.1% phosphoric acid and acetonitrile mixture (95:5)
Dilution: 8 times
Detection : Analysis: 275 nm, Blood plasma matrix: 280 nm
Injection volume : 100 µL

Shim-pack MAYI Series

Stable Trap Even for Large Injection Volumes

The Shim-pack MAYI-ODS column provides stable component recovery rates and protein removal, even when injecting large volumes. Even when 500 µL of blood plasma was directly injected, a high recovery rate was obtained and no peak distortion was observed.

Conditions

Samples : Indomethacin added Blood plasma
Sample solution: 0.1% phosphoric acid and acetonitrile mixture (95:5)
Dilution: 8 times

Detection : UV 315 nm

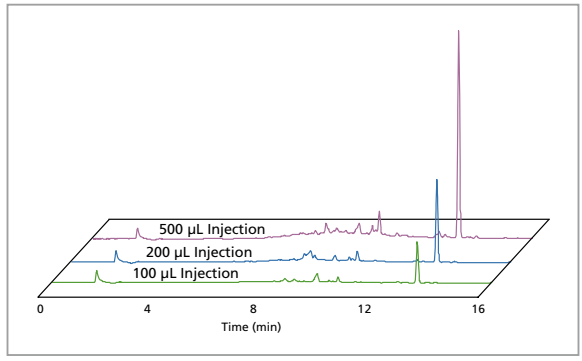

Comparison Data for Injecting 100, 200, and 500 µL

Order Information

Column	Stationary Phase	Separation Mode
Shim-pack MAYI-ODS(G)	Octadecyl groups	Strongest retentivity in reversed phase mode
Shim-pack MAYI-C14(G)	Tetradecyl groups	Retentivity next to ODS in reversed phase mode
Shim-pack MAYI-C8(G)	Octyl groups	Retentivity next to C14 in reversed phase mode
Shim-pack MAYI-C4(G)	Butyl groups	Retentivity next to C8 in reversed phase mode
Shim-pack MAYI-C1(G)	Methyl groups	Weakest retentivity in reversed phase mode
Shim-pack MAYI-SCX(G)	Sulfonic acid groups	Strong acid cation exchange mode
Shim-pack MAYI-SAX(G)	Trimethylammonium groups	Weakly basic anion exchange mode

Cartridge

Column	Particle Size (µm)	Dimensions (Length × I.D., mm)	P/N
Shim-pack MAYI-ODS	50	5 × 2.0	228-40835-93
		10 × 2.0	228-40835-95
		10 × 4.6	228-40835-91
		30 × 4.6	228-40835-97
Shim-pack MAYI-C1	50	10 × 4.6	228-46185-91
Shim-pack MAYI-C4	50	10 × 4.6	228-46186-91
Shim-pack MAYI-C8	50	10 × 4.6	228-46187-91
Shim-pack MAYI-C14	50	10 × 4.6	228-46188-91
Shim-pack MAYI-SAX	50	10 × 4.6	228-45366-91
		30 × 4.6	228-45366-93
Shim-pack MAYI-SCX	50	10 × 4.6	228-45370-91
		30 × 4.6	228-45370-93

Column Holder

Dimensions (Length × I.D., mm)	P/N
5 × 2.0	228-34938-94
10 × 2.0	228-34938-98
10 × 4.6	228-34938-92
30 × 4.6	228-34938-96

Ghost Trap DS/DS-HP

A new high-pressure model for the elimination of impurities from organic solvents has been added to the Ghost Trap DS* lineup. The Ghost Trap DS was co-developed with Daiichi Sankyo Co., Ltd. It has been designed to effectively adsorb impurities in the mobile phase in order to reduce the time required for method development and impurity analysis.
The 100 MPa pressure tolerance of the Ghost Trap DS-HP allows it to be used with UHPLC systems. This permits the effective use of the Ghost Trap DS for method development by UHPLC and subsequent transfer to conventional analysis.

* DS: Abbreviation of Daiichi Sankyo (D) and Shimadzu (S)

Consistently Traps Impurities, Even in Organic Solvents

A major feature of the Ghost Trap DS is the ability to remove impurities, even in organic solvents. When the Ghost Trap DS is installed between the gradient mixer and autosampler in reversed phase gradient analysis, it can trap impurities from the piping and gradient mixer in addition to those from the mobile phase. The example on the right shows that it can effectively trap impurities in mobile phase when the Ghost Trap DS is installed just downstream of the gradient mixer.

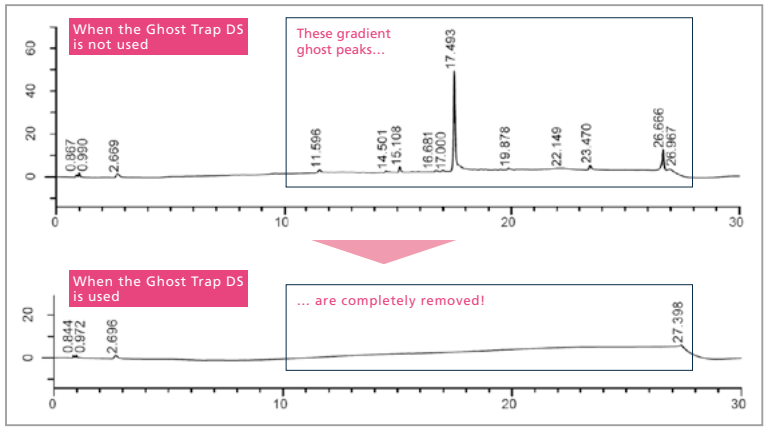

Example of removing ghost peaks by Ghost Trap DS
(The data is provided by Daiichi Sankyo Co., Ltd.)

Column	: ODS column
Mobile phase	: A) 25 mmol/L Phosphate (Potassium) buffer solution (pH 4.0) /Acetonitrile = 9/1 B) Water/Acetonitrile = 1/9
Flow Rate	: 0.65 mL/min
Column temp.	: 45 °C
Detection	: UV 210 nm

Order Information

Item	P/N	Description	Dimensions	Internal Volume *1	Pressure Tolerance
Ghost Trap DS	228-59921-91	Cartridge (2pcs)	30 mmL. × 7.6 mmI.D.	Approx. 700 µL	35 MPa
	228-59921-92	Cartridge (2pcs) + Holder			
	228-59921-93	Cartridge (2pcs)	4.0 mmI.D. × 20 mmL.	Approx. 150 µL	
	228-59921-94	Cartridge (2pcs) + Holder			
Ghost Trap DS-HP	228-59931-91	Packed type	2.1 mmI.D. × 30 mmL.	Approx. 60 µL	100 MPa

*1 Note that a delay volume equivalent to the internal volume of the product occurs if the product is installed downstream of the gradient mixer or the confluence of two pumps.
* The product service life differs according to analysis conditions, such as the mobile phase used.
* In analysis using an ion-pairing reagent, the ion-pairing reagent may be retained in the product, influencing the retention time and peak shape.
* Before connecting the analytical column, be sure to thoroughly clean the flow path with mobile phase (close to the final concentration for gradient analysis).
* Note that some impurities may not be removed.
* When performing high-pressure analysis exceeding 35 MPa with a UHPLC system, connect the gradient mixer to the Ghost Trap DS-HP with a pipe for UHPLC (e.g.228-53137-97).

Column Fittings

Nexlock Finger-Tight Fittings

Nexlock is a re-usable finger-tight fitting that is easy to use, and provides excellent pressure capacity, and durability. The fitting and tube combination ensures proper sealing to achieve a zero dead volume connection, thus minimizing peak broadening and tailing. It withstands pressures up to 130 MPa without the use of tools.

Minimized dispersion



Connection ports vary in depth, but Nexlock ensures zero dead volume every time by removing human error.

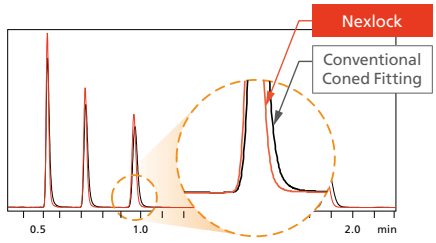

Using Nexlock, peak shape is improved.

Reusable up to 100 times

Tubes can be connected and disconnected 100 times.

Note: this is standard in use of installation method.

Order Information

Description	P/N	Tube Length	I.D.	Remarks
Tubing and fitting set	228-62544-11	600 mm	100 µm I.D.	
	228-62544-13	800 mm		
	228-52597-48			With preheat block for CTO-30A
	228-52597-47			With preheat block for CTO-30A for dual flow line system*
Tube only (for maintenance)	228-62544-61	600 mm		
	228-62544-63	800 mm		
	228-52597-49			With pre-heat block for CTO-30A
Fitting only (for maintenance)	228-62544-90	-	-	Can be used with all Nexlock tubing.

* Used when analysis is performed by installing two columns in parallel.

UHPLC Fittings (Pressure Tolerance: 130 MPa)

A UHPLC fitting is installed to the column inlet tubing in a UHPLC system. Not only can it tolerate pressure of 130 MPa, it can be re-used when following the proper tightening torque specifications.

228-56867-41

228-56867-42

228-56866

P/N	Description	Pack
228-56867-41	UHPLC Fitting S	1
228-56867-42	UHPLC Fitting L*	1
228-56867-43	UHPLC Fitting S	10
228-56866	Extender Tool for UHPLC Fitting	1

* UHPLC Fitting L is 5 mm longer than UHPLC Fitting S. It is recommended for use when a channel switching valve (FCV-32AH/34AH/36AH) is installed.

Male Nut Fitting Set (Pressure Tolerance: 35 MPa)

The male nut fitting set is assembled with two SUS hand-tightened male nuts and two PEEK ferrules with taper-shaped ends. This product can be tightened by hand to connect with columns that tolerate pressure of 35 MPa.

P/N	Description	Pack
228-45717-01	Male Nut Fitting Set	2
228-45717-02	PEEK Ferrule	10

Male Nut PEEK (Pressure Tolerance: 20 MPa)

This nut is superior in chemical compatibility and mechanical strength. It is available for 1.6 mmI.D. pipe such as stainless, titanium, PEEK etc. Maximum pressure is 20 MPa.
Some Shim-pack columns are packed with two piece of PEEK male nuts. Extra nuts can be ordered by referring to the part number on the right.

P/N	Description	Pack
228-18565-84	Male Nut, PEEK	5

MEMO

MEMO

Shim-pack, Nexera, Prominence, Shim-pack Arata, Shim-pack Scepter, Shim-pack Velox, Nexera Mikros, Nexlock and Labsolutions are trademarks of Shimadzu Corporation.

Shimadzu Corporation

www.shimadzu.com/an/

For Research Use Only. Not for use in diagnostic procedures.
This publication may contain references to products that are not available in your country. Please contact us to check the availability of these products in your country.
Company names, products/service names and logos used in this publication are trademarks and trade names of Shimadzu Corporation, its subsidiaries or its affiliates, whether or not they are used with trademark symbol "TM" or "®".
Third-party trademarks and trade names may be used in this publication to refer to either the entities or their products/services, whether or not they are used with trademark symbol "TM" or "®".
Shimadzu disclaims any proprietary interest in trademarks and trade names other than its own.

The contents of this publication are provided to you "as is" without warranty of any kind, and are subject to change without notice.
Shimadzu does not assume any responsibility or liability for any damage, whether direct or indirect, relating to the use of this publication.

© Shimadzu Corporation, 2025 / First Edition: September 2016, 3655-09505-PDFIT, C190-E206G